

Power wheelchairs

F-Series



permobil

Comfort is king

Corpus®, our most ergonomic and capable power wheelchair seating system, was designed to configure to your body. Biomechanically optimised power positioning enables functional movements while supporting your optimal position throughout the day.

Dual density backrest foam promotes greater surface area contact while the contoured Ergo seat pelvic well insert can help pressure redistribution and reduce peak pressures. STRETCH-AIR® covers offer a breathable, moisture-resistant fabric material to enhance comfort and help protect underlying foam.

STRETCH-AIR
breathable covers



180° of legrest elevation

180° of power recline
50° of posterior tilt

BodiLink on Corpus

Specially designed for the Corpus seating system, BodiLink accessories feature best-in-class hardware. Offering true anatomical support with the highest level of adjustability and comfort to meet your individual positioning needs.

Head Support—
Easy to adjust piano hinge and double-taper joints for maximum strength

Lateral Pelvic/Thigh Support— Easily position along the UniTrack rail with 360° pad adjustment and user-friendly quick release lever



Inspired design

The F-Series builds on over 50 years of experience to create our most capable family of front-wheel drive power wheelchairs ever. We've combined a low center of gravity, optimised weight distribution and powerful high efficiency motors to offer enhanced base stability, obstacle climbing and chair responsiveness.

ComfortRide Pro™—
Oil dampened shocks for
greater vibration isolation

CasterGlide™—
Worry free, adjustment
free, anti-flutter device

ComfortRide

F3 Corpus

ComfortRide Pro

F5 Corpus & F5 Corpus VS

Superior suspension

Conquer your world with ComfortRide™ and ComfortRide Pro™ fully independent, adjustable suspension set to meet your needs. Enjoy superior vibration reduction, ride comfort and drive performance for the widest variety of driving scenarios. The front-wheel driving experience is further enhanced by our patented ESP (Enhanced Steering Performance) gyroscope tracking technology, which provides exceptional tracking at high speeds, on side slopes or with alternative drive systems.



3.5" rearward shift during elevate reduces footprint to get you closer to tasks

14"

3 points of contact for added stability

Reach for more

ActiveHeight™ and ActiveReach™ combine seamlessly to give you the ultimate advantage in accessing your environment. Seat elevation with integrated forward tilt creates the most innovative, functional and stable seating

solution on the market today. With up to 14" of vertical seat adjustment and 45° of ActiveReach forward tilt capability, the F-Series empowers you to reach for more and go further faster with new elevated drive speeds of up to 5.1km/h.

	F3	F5	F5 VS
↑ ActiveHeight	12"	14"	14"
↶ ActiveReach	30°	45°	Standing

10° of no charge ActiveReach with ActiveHeight



Small footprint, big impact

The F3 Corpus offers the smallest footprint of the F-Series front-wheel drive power wheelchairs. Its compact size and agility allows users to easily manoeuvre in and out of tight spaces. The optimised battery weight distribution, lower center of mass and fully adjustable ComfortRide suspension improve stability while traversing inclines or declines. Experience the enhanced functionality of the F3 by combining outstanding chassis performance with Permobil's industry-leading Corpus Seating System offering 12" of ActiveHeight and up to 30° of ActiveReach forward tilt technology.



F3 Corpus

Up to 12" ActiveHeight & 30° ActiveReach

36" without support wheels

Strength and stability

Power meets performance on the F5 Corpus with a 10km/h top end speed and upgraded ComfortRide Pro suspension. All-wheel independent, fully adjustable, oil dampened shocks provide the ultimate in ride comfort while helping to reduce vibrations that can transfer from terrain up to user. Experience enhanced vibration reduction driving in all seat positions including an unprecedented 14" ActiveHeight seat elevation. Climb and reach higher with increased obstacle negotiation, exceptional motor torque and enhanced stability allowing up to 45° of ActiveReach forward tilt functionality. Standard performance options include aggressive tread tyres and caster mud guard protection.



F5 Corpus

Up to 14" ActiveHeight & 45° ActiveReach

Oil-dampened horizontally opposed shocks

Caster mud guard protection

Stand without compromise

We combined all of the performance features of the F5 Corpus with superior power standing functionality. Fully programmable standing sequences allow user position to be optimised using supine, semi-reclined or sit-to-stand techniques. Further customise standing positions with adjustable chest support, mouldable knee blocks and power articulating footplates. From face-to-face interactions to improved health outcomes, the F5 Corpus VS empowers you to stand with confidence.



F5 Corpus VS

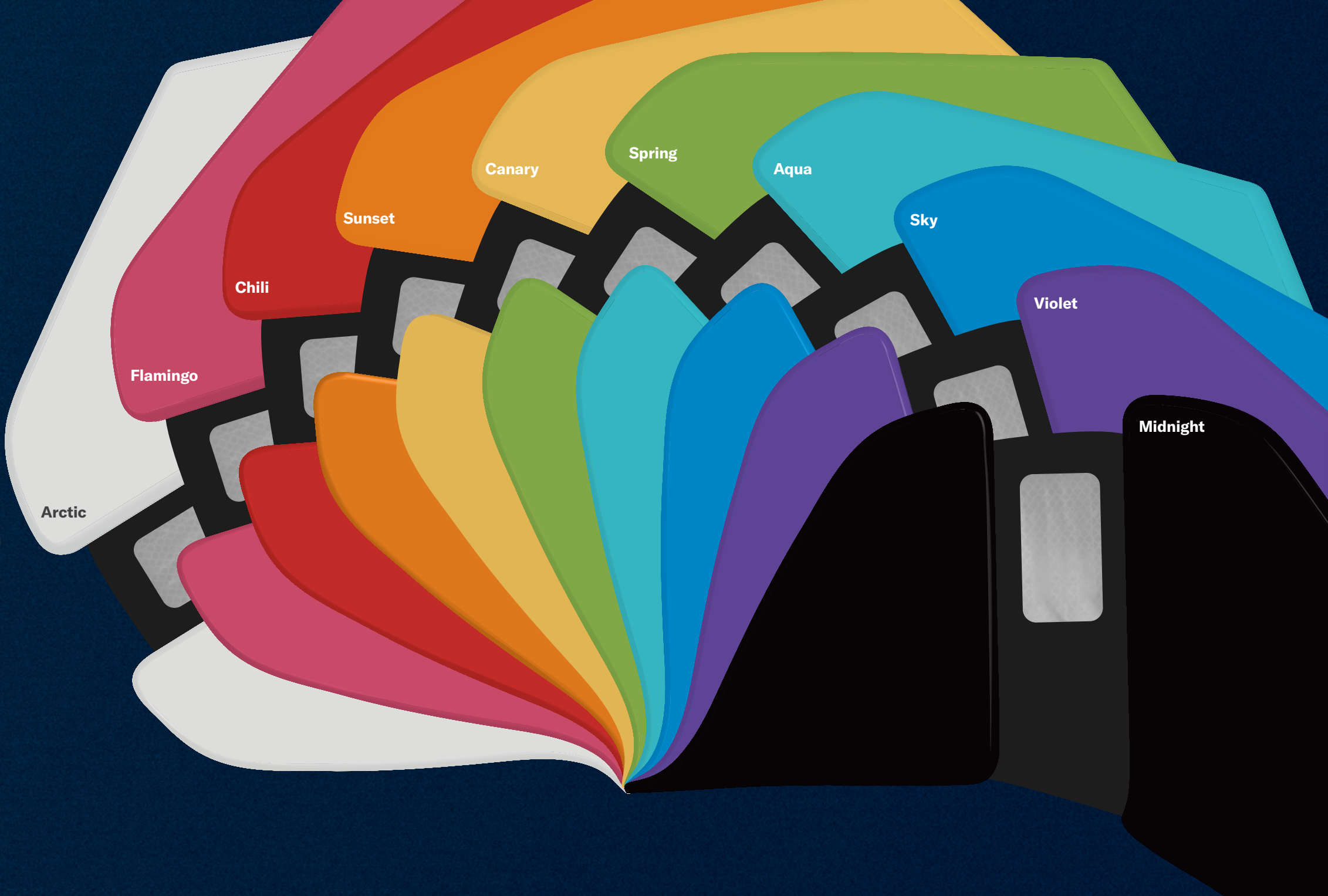
Standing & 14" ActiveHeight Uncompromised tilt and recline angles

Gold

Intelligent support wheels that automatically deploy to maintain stability during standing

Swing-away or single-post knee support options
Articulating power footplate

High power LED headlights are twice as bright, making it easier to see and be seen



Metallic colours

Make a statement

With a sleek design, expanded colour/hydrographic options and powerful LED lighting, you should be prepared to turn a few heads in your new F-Series.

Please note: Actual product colours may vary from colours shown



Gold




Platinum



Bronze

Hydrographic options




Carbon Fiber



Mossy Oak® Breakup® Country™



Water Lily



Liquid Fusion*

*Liquid Fusion is currently only available on the Corpus VS models

Specifications



	F3 Corpus	F5 Corpus	F5 Corpus VS
Maximum user weight	150kg	150kg	136kg
Maximum speed	10km/h	10km/h	10km/h
Range	32.2km [*]	32.2km [*]	32.2km [*]
Base width	24"	25.5"	25.5"
Base length	40" with support wheels 36" without support wheels	42" with support wheels 38" without support wheels	43"
Base turning radius	26.5"	30"	30"
Ground clearance	3"	3"	3"
Recommended battery type	Group 24	Group 24	Group 24
Weight including batteries	185kg	187kg	196kg
Drive electronics	R-net 120A	R-net 120A	R-net Power Platform 120A
Seat-to-floor height	17.5", 18.5", 19.5" [†]	17.5", 18.5", 19.5" [†]	17.5", 18.5", 19.5" [†]
Seat elevation	12"	14"	14"
Drive wheel	14"	14"	14"
Casters	8"	8"	8"
Tilt options	Posterior: 0° – 50° ActiveReach: 5°, 10°, 20°, 30° (up to 136kg)	Posterior: 0° – 50° ActiveReach: 5°, 10°, 20°, 45° (up to 136kg)	Posterior: 0° – 50° Standing
Legrest angle- power	85° – 180°	85° – 180°	85° – 180°
Backrest angle- power recline	85° – 180°	85° – 180°	85° – 180°
Backrest height	20", 23" – 28" (1" incr.)	20", 23" – 28" (1" incr.)	23" – 28" (1" incr.)
Seat depth	14" – 22" (1" incr.)	14" – 22" (1" incr.)	14" – 22" (1" incr.)
Seat width	17" – 23" (2" incr.)	17" – 23" (2" incr.)	17" – 23" (2" incr.)

^{*} Actual driving range will vary based on driving and battery conditions. | [†] Measured without cushion. | Specifications may vary based upon configuration. Please refer to your owners manual for warnings and instructions for the safe operation of your wheelchair in a variety of driving conditions. Chair weights are approximate and includes base, batteries, power seat functions and seating system without accessories.



Note: MyPermobil connectivity is an available option on all new F-Series Corpus & Corpus VS models.



App Store is a trademark of Apple Inc. Google Play is a trademark of Google LLC.