

F-Series

The power family of
front wheel drive



permobil

Comfort is king

Corpus®, our most ergonomic and capable power wheelchair seating system, was designed to configure to your body. Biomechanically optimized power positioning enables functional movements while supporting your optimal position throughout the day.

Dual density backrest foam promotes greater surface area contact while the contoured Ergo seat pelvic well insert can help pressure redistribution and reduce peak pressures. Stretch-Air covers offer a breathable, moisture resistant fabric material to enhance comfort and help protect underlying foam.



BodiLink on Corpus

Specially designed for the Corpus seating system, BodiLink accessories are best-in-class hardware. Offering true anatomical support with the highest level of adjustability and comfort to meet your individual positioning needs.

Head Support—
Easy to adjust piano hinge and double-taper joints for maximum strength

Lateral Pelvic/Thigh Support— Easily position along the UniTrack rail with 360° pad adjustment and user-friendly quick release lever



Inspired design

The F-Series builds on over 50 years of experience to create our most capable family of front wheel drive power wheelchairs ever. We've combined a low center of gravity, optimized weight distribution and powerful high efficiency motors to offer enhanced base stability, obstacle climbing and chair responsiveness.

ComfortRide Pro—
Oil dampened shocks for
greater vibration isolation

CasterGlide™—
Worry free
adjustment free
anti-flutter device

ComfortRide
F3 Corpus

ComfortRide Pro
F5 Corpus & F5 Corpus VS

Superior suspension

Conquer your world with ComfortRide and ComfortRide Pro fully independent, adjustable suspension. Enjoy superior vibration reduction, ride comfort and drive performance for the widest variety of driving scenarios. The front wheel driving experience is further enhanced by our patented ESP (Enhanced Steering Performance) gyroscope tracking technology, which provides exceptional tracking at high speeds, on side slopes or with alternative drive systems.



3.5" rearward shift during
elevate reduces footprint to get
you closer to tasks

14"

3 points of contact for
added stability

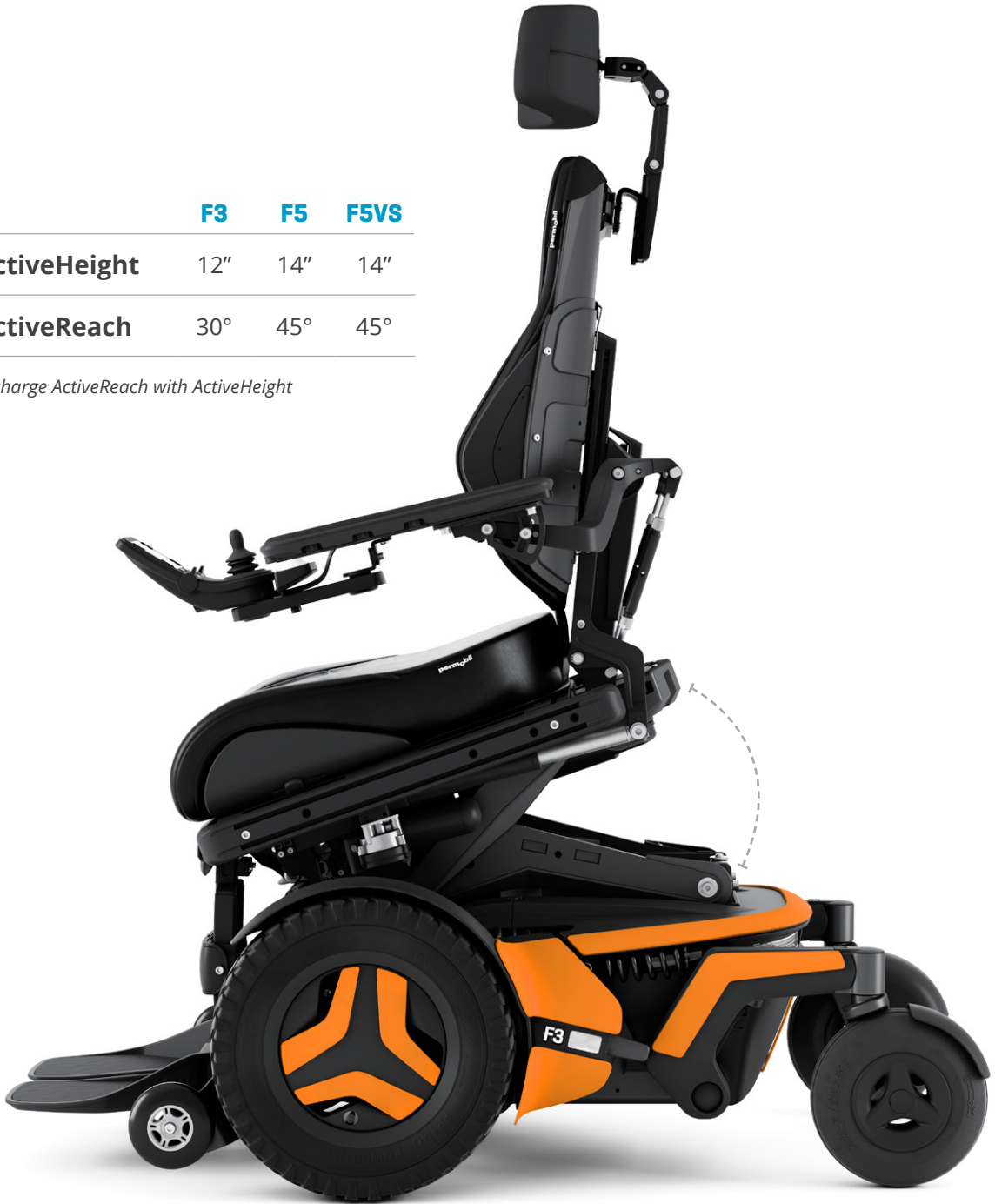
Reach for more

ActiveHeight and ActiveReach combine seamlessly to give you the ultimate advantage in accessing your environment. Seat elevation with integrated forward tilt creates the most innovative, functional and stable seating solution on the

market today. With up to 14" of vertical seat adjustment and 45° of ActiveReach forward tilt capability, the F-Series empowers you to reach for more and go further faster with new elevated drive speeds of up to 3.2mph.

	F3	F5	F5VS
↑ ActiveHeight	12"	14"	14"
↶ ActiveReach	30°	45°	45°

10° of no charge ActiveReach with ActiveHeight



Small footprint, big impact

The F3 Corpus offers the smallest footprint of the F-series front wheel drive power wheelchairs. Its compact size and agility allows users to easily maneuver in and out of tight spaces. The optimized battery weight distribution, lower center of mass and fully adjustable ComfortRide suspension improve stability while traversing inclines or declines. Experience the enhanced functionality of the F3 by combining outstanding chassis performance with Permobil's industry leading Corpus Seating System offering 12" of ActiveHeight and up to 30° of ActiveReach forward tilt technology.



F3 Corpus

36" without anti-tips

Strength and stability

Power meets performance on the new F5 Corpus with a 7.5mph top end speed and upgraded ComfortRide Pro suspension. All-wheel independent, fully adjustable, oil dampened shocks provide the ultimate in ride comfort while helping to reduce vibrations that can transfer from terrain up to user. Experience enhanced vibration reduction driving in all seat positions including an unprecedented 14" ActiveHeight seat elevation. Climb and reach higher with increased obstacle negotiation, exceptional motor torque and enhanced stability allowing up to 45° of ActiveReach forward tilt functionality. Standard performance options include aggressive tread tires and caster mud guard protection.



F5 Corpus


Stand without compromise

We combined all of the performance features of the F5 Corpus with superior power standing functionality. Fully programmable standing sequences allow user position to be optimized using supine, semi-reclined or sit-to-stand techniques. Further customize standing positions with adjustable anterior chest pad, moldable knee supports and power articulating footplates. From face-to-face interactions to improved health outcomes, the F5 Corpus VS empowers you to stand with confidence.



F5 Corpus VS

High power LED
headlights are twice as
bright, making it easier
to see and be seen



Make a statement

With a sleek design, expanded color/hydrographic options and powerful LED lighting you should be prepared to turn a few heads in your new F-Series.

Please Note: Actual product colors may vary from colors shown

Metallic colors



Gold




Platinum



Bronze

Hydrographic options



Carbon Fiber



Mossy Oak®
Breakup®
Country™



CDG Poly



Water Lily



Fireball



Midnight
Patriot



American
Liberty

Specifications



	F3 Corpus	F5 Corpus	F5 Corpus VS
Maximum user weight	300 lb	300 lb	300 lb
Maximum speed	6 mph	7.5 mph	7.5 mph
Range	13 mi (Grp 34s) 20 mi (Grp 24s)*	20 mi*	20 mi*
Base width	24"	25.5"	25.5"
Base length	40" with anti-tips 36" without anti-tips	42" with anti-tips 38" without anti-tips	43"
Base turning radius	26.5"	30"	30"
Ground clearance	3"	3"	3"
Recommended battery type	Group 34 or 24	Group 24	Group 24
Weight Including batteries	386 lbs (Gr 34), 407 lbs (Gr 24)	412 lb (Grp 24s)	432 lb (Grp 24s)
Drive electronics	R-Net 120A	R-Net 120A	R-Net 120A
Seat-to-floor height	17.5", 18.5", 19.5" †	17.5", 18.5", 19.5" †	17.5", 18.5", 19.5"†
Seat elevation	12"	14"	14"
Drive wheel	14"	14"	14"
Casters	8"	8"	8"
Tilt options	Posterior — 0° – 50° ActiveReach — 5°, 10°, 20°, 30°	Posterior — 0° – 50° ActiveReach — 5°, 10°, 20°, 45°	Posterior — 0° – 50° Standing
Legrest angle- power	85° – 180°	85° – 180°	85° – 180°
Backrest angle- power recline	85° – 180°	85° – 180°	85° – 180°
Backrest height	20", 23" – 28" (1" incr.)	20", 23" – 28" (1" incr.)	23" – 28" (1" incr.)
Seat depth	14" – 22" (1" incr.)	14" – 22" (1" incr.)	14" – 22" (1" incr.)
Seat width	17" – 23" (2" incr.)	17" – 23" (2" incr.)	17" – 23" (2" incr.)
Arm pad lengths	10", 13", 16", 18"	10", 13", 16", 18"	10", 13", 16", 18"

*Actual driving range will vary based on driving and battery conditions. | †Measured without cushion. | Specifications may vary based upon configuration. Please refer to your owners manual for warnings and instructions for the safe operation of your wheelchair in a variety of driving conditions. For performance characteristics and "as tested" configuration refer to the Product Data sheet.



My Permobil

NOTE:
Permobil Connect comes standard on all F-Series chairs.