

Power wheelchairs

Power standing



permobil

Corpus VS

Fully programmable standing sequences allow user position to be optimised using supine, semi-reclined, or sit-to-stand techniques. Further customise standing positions with adjustable chest support, multiple knee support options, and power articulating footplates. From face-to-face interactions to improved health outcomes, the Corpus VS seating system empowers you to stand with confidence.



Designed for independence

New swing-away knee supports are 75% lighter* and feature improved comfort and flexible on-chair storage.


**As compared to original single-post design*



Release mechanism designed for a wide variety of hand function



Seat-rail mounted parking spot for convenient on-chair storage



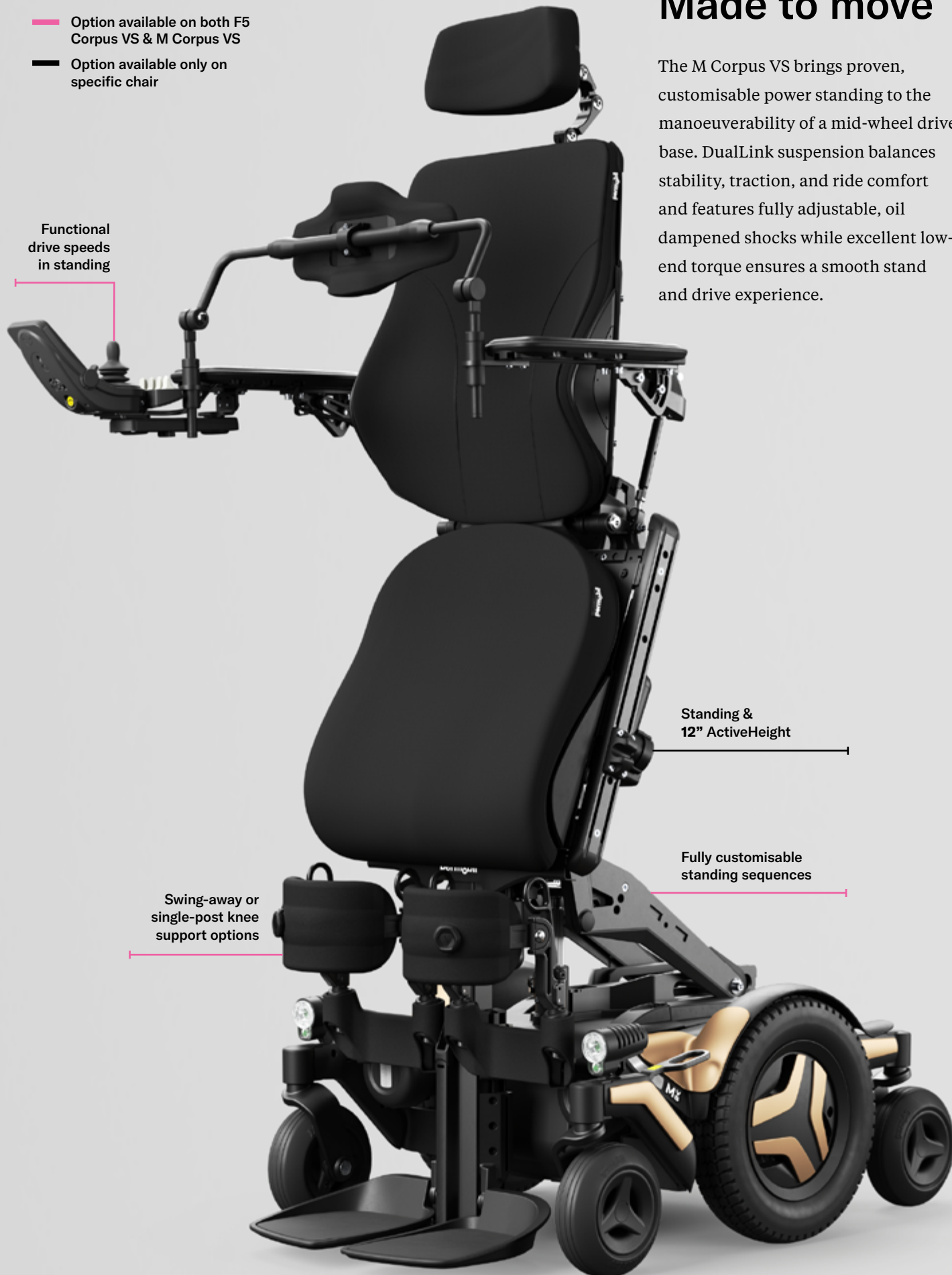
Integrated BOA® Fit System for a precision fit

BOA is a trademark of BOA.

- Option available on both F5 Corpus VS & M Corpus VS
- Option available only on specific chair

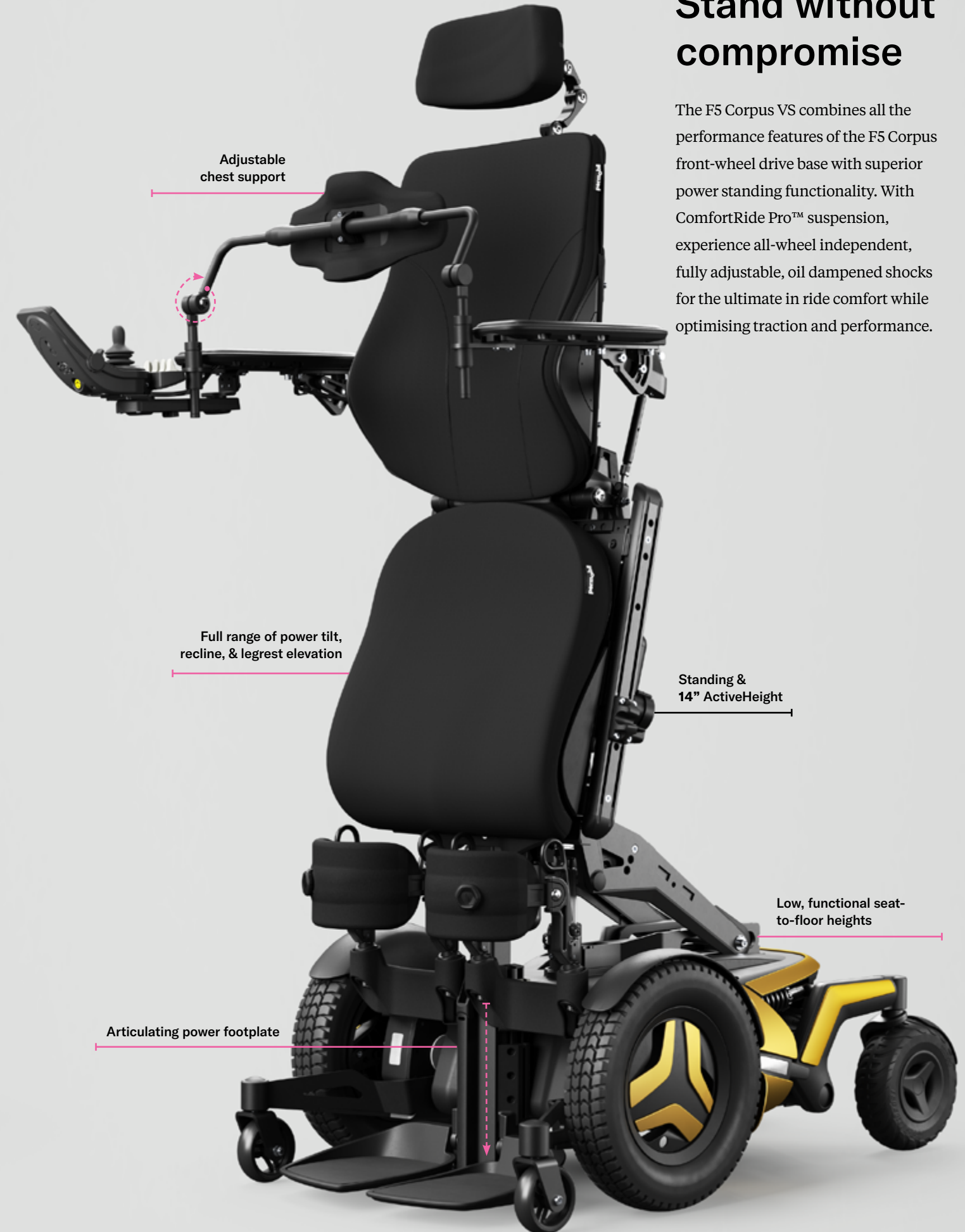
Made to move

The M Corpus VS brings proven, customisable power standing to the manoeuvrability of a mid-wheel drive base. DualLink suspension balances stability, traction, and ride comfort and features fully adjustable, oil dampened shocks while excellent low-end torque ensures a smooth stand and drive experience.



Stand without compromise

The F5 Corpus VS combines all the performance features of the F5 Corpus front-wheel drive base with superior power standing functionality. With ComfortRide Pro™ suspension, experience all-wheel independent, fully adjustable, oil dampened shocks for the ultimate in ride comfort while optimising traction and performance.



No additional hardware required

Programming simplified

Programming changes are faster and more intuitive with QuickConfig, the new wireless programming app for Permobil wheelchairs equipped with Power Platform. Designed with clinicians and equipment providers in mind, in-app visuals ease customisation of standing sequences, memory positions, and drive performance. The result? Wheelchair setup has never been easier.



Available to download from the App store
and Google Play



Specifications

	M Corpus VS	F5 Corpus VS
Maximum user weight	120kg	136kg
Maximum speed	10km/h	12km/h
Range	32.2km*	32.2km*
Base width	25"	25.5"
Base length	36.5"	43"
Base turning radius	22"	30"
Ground clearance	3"	3"
Recommended battery type	Group 24	Group 24
Weight including batteries	193kg	196kg
Drive electronics	R-net Power Platform 120A	R-net Power Platform 120A
Seat-to-floor height	17.5", 18.5", 19.5" [†]	17.5", 18.5", 19.5" [†]
Seat elevation	12"	14"
Drive wheel	14"	14"
Casters	7"	8"
Tilt options	Posterior: 0° – 50°	Posterior: 0° – 50°
Power standing	Up to 70°	Up to 80°
Legrest angle - power	85° – 180°	85° – 180°
Backrest angle - power recline	85° – 180°	85° – 180°
Backrest height	23" – 28" (1" incr.)	23" – 28" (1" incr.)
Seat depth	14" – 22" (1" incr.)	14" – 22" (1" incr.)
Seat width	17" – 23" (2" incr.)	17" – 23" (2" incr.)

* Actual driving range will vary based on driving and battery conditions. | [†] Measured without cushion. | Specifications may vary based upon configuration. Please refer to your owners manual for warnings and instructions for the safe operation of your wheelchair in a variety of driving conditions. Chair weights are approximate and include base, batteries, power seat functions, and seating system without accessories.

App Store is a trademark of Apple Inc. Google Play is a trademark of Google LLC.