

permobil
TILITE MANUAL WHEELCHAIRS

PRECISION LOCK LESS IS MORE.

More Adjustment with Less Steps. Precision Lock ensures the key connection between you and the ground meets your exact ride preference.

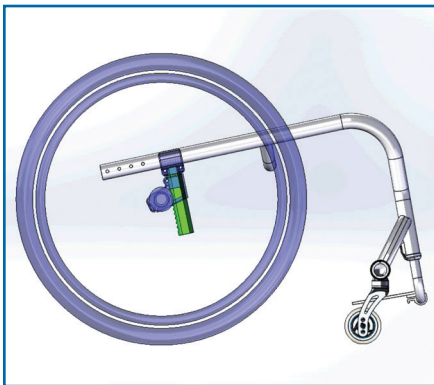




PRECISION LOCK / MORE ADJUSTMENT WITH LESS STEPS.

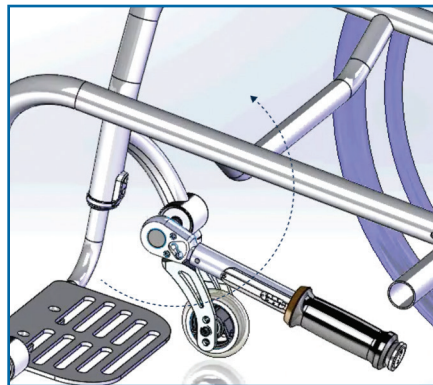
LESS IS MORE. Precision Lock combines a minimalist design with an unprecedented combination of adjustability and performance. An innovative friction based locking mechanism allows for an infinite number of fitment options. Precision Lock ensures the key connection between you and the ground meets your exact ride preference. Utilizing a simple, one bolt mechanism means adjustment is as simple as Loosen, Adjust, Torque, and Roll.

ADJUSTING THE PRECISION LOCK



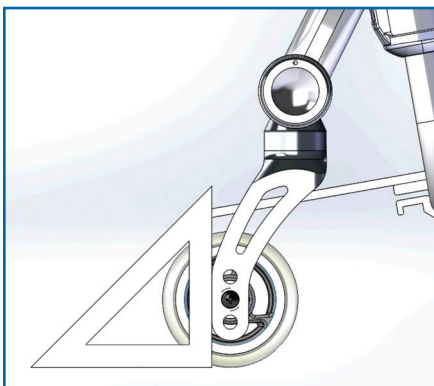
STEP ONE

Place chair on a level surface.



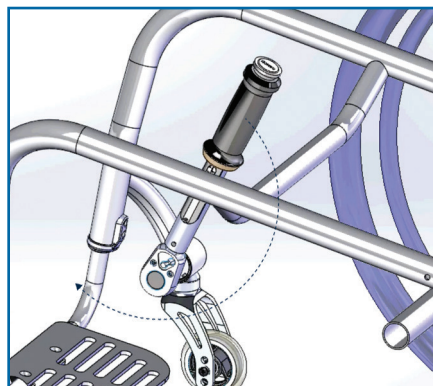
STEP TWO

Using a 6mm Socket Bit on a Torque Wrench, loosen but do not remove the Caster bolt enough to allow stem to slide along barrel slot.



STEP THREE

Using a Drafting Triangle or similar 90° angle tool rotate the fork until the flat edge of the fork is perpendicular to the level surface.



STEP FOUR

Tighten Caster bolt through wedges to 25 Newton Meters (18.4 foot pounds)

IT'S JUST THAT EASY!