

F-Series

The Power Family of
Front Wheel Drive

permobil





Inspired design

The F-Series builds on over 50 years of experience to create our most capable family of front wheel drive power wheelchairs ever. We've combined a low center


of gravity, optimised weight distribution and powerful high efficiency motors to offer enhanced base stability, obstacle climbing and chair responsiveness.

Comfort is king

Corpus®, the world's leading ergonomic seating system, just got better. Biomechanically optimised power positioning has been enhanced with improved Ergo seat and backrest cushions. Our new dual density backrest foam promotes greater surface area contact while the

redesigned Ergo seat pelvic well insert can help pressure redistribution and reduce peak pressures. Stretch-Air covers offer a breathable, moisture resistant fabric material to enhance comfort and help protect underlying foam.





Superior suspension

Conquer your world with ComfortRide and ComfortRide Pro fully independent, adjustable suspension. Enjoy superior vibration reduction, ride comfort and drive performance for the widest variety of driving scenarios.

The front wheel driving experience is further enhanced by our patented ESP (Enhanced Steering Performance) gyroscope tracking technology, which provides exceptional tracking at high speeds, on side slopes or with alternative drive systems.

CasterGlide™ —
Worry free adjustment
free anti-flutter device

ComfortRide Pro —
Oil dampened shocks for greater
vibration isolation





3.5" rearward shift of seating system during elevation

14"

3 points of contact for added stability

Reach for more

The world isn't one dimensional. Your seat elevator shouldn't be either. ActiveHeight™ elevation and ActiveReach™ forward tilt perform seamlessly to create a seating system like no other. With up to 14" of vertical

seat adjustment and 45° of ActiveReach forward tilt capability, the F-Series empowers you to reach for more and go further faster with new elevated drive speeds of up to 5 km/h.

	F3	F5	F5VS
↑ ActiveHeight	12"	14"	14"
↶ ActiveReach	30°	45°	45°



10° ActiveReach is no charge with ActiveHeight seat elevation package

Small footprint, big impact

The F3 Corpus offers the smallest footprint of the F-series front wheel drive power wheelchairs. Its compact size and agility allows users to easily maneuver in and out of tight spaces. The optimised battery weight distribution, lower center of mass and fully adjustable ComfortRide suspension improve stability while traversing inclines or declines.

Experience the enhanced functionality of the F3 by combining outstanding chassis performance with Permobil's industry leading Corpus Seating System offering 12" of ActiveHeight and up to 30° of ActiveReach forward tilt technology.



F3 Corpus

36" without anti-tips

Strength and stability

Power meets performance on the new F5 Corpus with a blazing 10 km/h top end speed and upgraded ComfortRide Pro suspension. All-wheel independent, fully adjustable, oil dampened shocks provide the ultimate in ride comfort while helping to reduce vibrations that can transfer from terrain up to user.

Experience enhanced vibration reduction driving in all seat positions including an unprecedented 14" ActiveHeight seat elevation. Climb and reach higher with increased obstacle negotiation, exceptional motor torque and enhanced stability allowing up to 45° of ActiveReach forward tilt functionality.

Standard performance options include aggressive tread tires, caster mud guard protection and 3 premium metallic colours.



F5 Corpus

Aqua

Premium colour options on F5 & F5VS:

Gold Bronze Platinum

Stand without compromise

We combined all of the performance features of the F5 Corpus with superior power standing functionality. Fully programmable standing sequences allow user position to be optimised using supine, semi-reclined or sit to stand techniques. Further customise standing positions with adjustable anterior chest pad, moldable knee supports and power articulating footplates.

From face-to-face interactions to improved health outcomes, the F5VS empowers you to explore the vast array of standing benefits.



F5 Corpus VS

Up to 45° ActiveReach & 14" ActiveHeight

Uncompromised tilt and recline angles

Gold



New high power LED head lights are twice as bright, making it easier to see and be seen



Make a statement


With a sleek new design, expanded colour/ hydrographic options and powerful new LED lighting you should be prepared to turn a few heads in your new F-Series.

Please Note: Actual product colours may vary from colours shown


Premium metallic colours



Gold




Platinum



Bronze

No charge on F5 Corpus and Corpus VS

Hydrographic options



Carbon Fiber



Mossy Oak® Breakup® Country™



CDG Poly



Water Lily



Fireball

Specifications



	F3 Corpus	F5 Corpus	F5 Corpus VS
Maximum user weight	150 kg	150 kg	136 kg
Maximum speed	10 km/h	10 km/h	10 km/h
Range	20 km*	25 km*	25 km*
Base width	24"	25.5"	25.5"
Base length	40" with anti-tips 36" without anti-tips	42" with anti-tips 38" without anti-tips	43"
Minimum turning radius	26.5"	30"	30"
Ground clearance	3"	3"	3"
Recommended battery type	Group 34 or 24	Group 24	Group 24
Weight including batteries	175 kg (Gr 34) 184 kg (Gr 24)	186 kg (Gr 24)	190 kg (Gr 24)
Drive electronics	R-Net 120A	R-Net 120A	R-Net 120A
Seat-to-floor height	17.5", 18.5", 19.5"	17.5", 18.5", 19.5"	17.5", 18.5", 19.5"
Optional seat elevation	12"	14"	14"
Drive wheel	14"	14"	14"
Casters	8"	8"	8"
Tilt options	Posterior — 0° – 50° ActiveReach — 5°, 10°, 20°, 30°	Posterior — 0° – 50° ActiveReach — 5°, 10°, 20°, 30°, 45°	Posterior — 0° – 50° Standing
Legrest angle- power	85° – 180°	85° – 180°	85° – 180°
Backrest angle- power recline	85° – 180°	85° – 180°	85° – 180°
Backrest height	20", 23" – 28" (1" incr.)	20", 23" – 28" (1" incr.)	20", 23" – 28" (1" incr.)
Seat depth	14" – 22" (1" incr.)	14" – 22" (1" incr.)	14" – 22" (1" incr.)
Seat width	17" – 23" (2" incr.)	17" – 23" (2" incr.)	17" – 23" (2" incr.)
Arm pad lengths	10", 13", 16", 18"	10", 13", 16", 18"	10", 13", 16", 18"

*Actual driving range will vary based on driving and battery conditions. | Specifications may vary based upon configuration. Please refer to your owners manual for warnings and instructions for the safe operation of your wheelchair in a variety of driving conditions.



My Permobil

NOTE:

Permobil Connect comes standard on all F-Series chairs.