

## Fitting / Order form

Date: 2025-06-01

## Promoted adaptations

## Dealer information

Customer (name / code)

Contact

Address

Post code / City

Phone / Fax

E-mail

## Order information

User reference

Your reference

Your order number

Wheelchair serial number  
(for existing chair)

## Fitting date

## User weight

Fitting date (dd-mm-yyyy)

kg

## Chassis

## Transportation tray

F3, F5, F5 VS, M3, M5, M VS

*This adaptation makes it possible to transport various objects on your wheelchair. The tray is easy to detach.**If the wheelchair is equipped with a luggage box you are able to switch between the two, since the chair has the same attachment.**A strap/belt is included. Max payload 15 kg.*


A200001

☐ Transportation tray W:320 mm D:250 mm H:50 mm

A200002

☐ Transportation tray W:400 mm D:300 mm H:50 mm

A200003


☐ Transportation tray W:460 mm D:400 mm H:50 mm

## Hydrographic colour kit

F3, F5, F5 VS, M3, M5, M VS

*Individualise your colours to present your personality*

F3	F5 (VS)	M3	M5	MVS	F/M	
A200076	A200011	A200080	A200005	A200008	A200085	<input type="checkbox"/> Carbon fibre
A200077	A200012	A200081	A200006	A200009	A200086	<input type="checkbox"/> Water Lilly
A200075	A200010	A200079	A200004	A200007	A200084	<input type="checkbox"/> MossyOak
A200078	A200072	A200082	A200074	A200073	A200087	<input type="checkbox"/> Liquid Fusion



## Seating

### Extended seat depth 620mm

F3, F5, F5 VS, M5

*This extended seat depth of 620 mm is intended for tall users and provides improved biomechanics and optimises support for the legs. A seat cushion is not included (request as separate adaptation).*




A200062

☐ Extended seat depth 620mm

### Seat width 370 mm

F3, F5, F5 VS, M3, M5, M VS

*Reduction of seat width to accommodate smaller users. A seat cushion is not included (request as separate adaptation).*



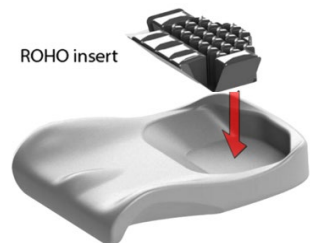
A200068

☐ Seat width 370 mm

### Corpus Ergo Air Seat cushions (special sizes)

F3, F5, F5 VS, M3, M5, M VS

*Additional sizes of the Corpus Ergo Air seat cushion.*



A200066

☐ Corpus Ergo air seat cushion W470 x D570

A200067

☐ Corpus Ergo air seat cushion W520 x D570

## Positioning

### Chest support roll VS

F5 Corpus VS, M VS

*This chest support with rolling padding gives you a softer feeling compared to the regular chest support.*

*The chest support padding will be mounted on the ordered chest support bracket.*



A200013

☐ Chest support roll (VS) Vinyl 340 mm

A200014

☐ Chest support roll (VS) Vinyl 390 mm

A200015

☐ Chest support roll (VS) Vinyl 440 mm

A200016

☐ Chest support roll (VS) Mesh 340 mm

A200017

☐ Chest support roll (VS) Mesh 390 mm

A200018

☐ Chest support roll (VS) Mesh 440 mm

### Chest support roll Corpus

Corpus

*This chest support with rolling padding gives you a softer feeling compared to the regular chest support.*



A200019

☐ Chest support roll Vinyl holder fixed 340 mm

A200020

☐ Chest support roll Vinyl holder fixed 390 mm

A200021

☐ Chest support roll Vinyl holder fixed 440 mm

A200022

☐ Chest support roll Mesh holder fixed 340 mm

A200023

☐ Chest support roll Mesh holder fixed 390 mm

A200024

☐ Chest support roll Mesh holder fixed 440 mm

A200025

☐ Chest support roll Vinyl holder adjustable 340 mm

A200026

☐ Chest support roll Vinyl holder adjustable 390 mm

A200027

☐ Chest support roll Vinyl holder adjustable 440 mm

A200028

☐ Chest support roll Mesh holder adjustable 340 mm

A200029

☐ Chest support roll Mesh holder adjustable 390 mm

A200030

☐ Chest support roll Mesh holder adjustable 440 mm




**Seat frame mounted armrest**

F3, F5, M3, M5, X850

The fixed armrest holders are mounted on the seat frame and are adjustable in depth, height, and angle. These armrest do not follow the backrest movement.

When ordering, please select standard armrests during configuration.



A200069

☐ **Seat frame mounted armrest**

A200070

☐ **Seat frame mounted armrest for seat width 57cm**Armrest height "H":  mm**Power single flip-up armrest**

F3, F5, F5 VS, M3, M5, M VS

Provide you with the possibility to flip up armrest when entering the chair or when you need to have free space to the steering wheel in the car.

Specify operating buttons/switches and their position.



A200034

☐ **Pwr single flip-up armrest (Joystick)**

A200035

☐ **Pwr single flip-up armrest (1 Button)**

A200036

☐ **Pwr single flip-up armrest (2 Buttons)**☐ left☐ right

Specify operating buttons/switches and their position in "Control buttons".

**Power independent dual flip-up armrests**

F3, F5, F5 VS, M3, M5, M VS

Provide you with the possibility to flip up armrests when entering the chair or when you need to have free space to the steering wheel in the car.

Specify operating buttons/switches and their position.



A200037

☐ **Pwr independent dual flip-up armrests (Joystick)**

A200038

☐ **Pwr independent dual flip-up armrests (1 Button)**

A200039

☐ **Pwr independent dual flip-up armrests (2 Buttons)**

Specify operating buttons/switches and their position in "Control buttons".

**Double articulated armrest**

F3, F5, F5 VS, M3, M5, M VS

Sideways flip-up armrests reduce the distance between the armrests with 5 cm. The armrest can still be flipped up due to the semi-sideways flip-up construction.



A200033

☐ **Double articulated armrest**

### ☐ Armrest left and right fixation (follows backrest)

F3, F5, F5 VS, M3, M5, M VS

Both armrests stay at right angles to the backrest during backrest recline and standing. You are still able to flip up the armrests.




A200031

☐ Armrest left and right fixation (follows backrest)

### Armrest left and right locking function

F3, F5, F5 VS, M3, M5, M VS

The armrest flip up function is locked. Pull the locking knob to flip up the armrests. The armrest keep the parallel motion when reclining backrest or going into stand position.



A200032

☐ Armrest left and right locking function

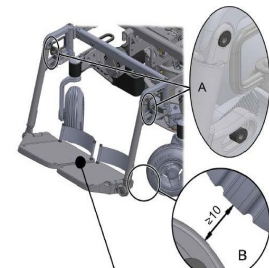
## Leg positioning

### Swing-away legrests

F3, F5, M3, M5

This customization features detachable (tool less) swing away legrests for easy transfer in and out of the wheelchair.

Legrests angle (90°-115°) and footplate angles (Dorsi/Plantar Flexion up to 360° / Inversion/eversion 30°) are adjustable (tool required).



A200041

☐ Swing-away legrests

Lowerleg length  
(seatplate - footplate):  mm

### Extended single post knee support

F3, F5, F5 VS, M3, M5, M VS

This extends the range of the knee support in height and/or in depth. Only available for single post knee supports



A200042

☐ Extended knee supports +50 mm depth

A200043

☐ Extended knee supports +100 mm depth

A200044

☐ Extended knee supports +50 mm height

A200045

☐ Extended knee supports +100 mm height

### Knee support with gel insert

F3, F5, F5 VS, M3, M5, M VS

This replaces the standard foam in the knee support with a Gel insert for a softer feeling.



A200046

☐ Knee support with gel insert

## Power flip-up footplate

F3, F5, F5 VS, M3, M5, M VS

*This adaptation gives you the option to control/flip up both footplates simultaneously through the joystick or buttons.*

*Minimum lower leg length 310 mm seat plate to foot plate.*

*Only compatible with articulating leg rest (VS leg rest). Adaptation is not possible in combination with swing away knee supports.*

*Specify operating buttons/switches and their position.*



- A200047 ☐ Power flip-up footplate (Joystick)
- A200048 ☐ Power flip-up footplate (1 Button)
- A200049 ☐ Power flip-up footplate (2 Buttons)

**Specify operating buttons/switches and their position in "Control buttons".**

Lowerleg length  
(seatplate - footplate):  mm

## Power independent flip-up footplates

F3, F5, F5 VS, M3, M5, M VS

*This adaptation gives you the option to control/flip up your left and right footplate independently through the joystick or buttons.*

*Minimum lower leg length 310 mm seat plate to foot plate.*

*Only compatible with articulating leg rest (VS leg rest). Adaptation is not possible in combination with swing away knee supports.*

*Specify operating buttons/switches and their position.*



- A200050 ☐ Pwr independent flip-up footplates (Joystick)
- A200051 ☐ Pwr independent flip-up footplates (1 Button)
- A200052 ☐ Pwr independent flip-up footplates (2 Buttons)

**Specify operating buttons/switches and their position in "Control buttons".**

Lowerleg length  
(seatplate - footplate):  mm

## Separate powered legrests

F3, F5, M3, M5

*Left and right legrest are individually power adjustable, controlled via joystick or switch box.*

*They can be controlled independently or simultaneously*

To be operated with:

- A200053 ☐ **Separate powered legrests**
- ☐ Joystick seating mode
- ☐ Seat function switch box



## Shortened legrest (-36mm)

F3, F5, F5 VS, M3, M5, M VS

*For users with short lower legs and who require more ground clearance and the possibility to lower the footplates to the ground to enable easy transfer.*

- A200064 ☐ Shortened legrest (-36mm)



36mm



## Alternative controls

## Rear view camera

F3, F5, F5 VS, M3, M5, M VS

*Gives additional safety whilst maneuvering through tight spaces. Display is preferable mounted on one of the armrests with Permofix.*

*This Garmin system includes satellite navigation.*



A200054

☐ **Rear view camera**

Display mounting position: ☐ left

☐ right

## Rain cover for joysticks

All models

*Protects your joystick from the elements.*

*Not compatible with toggle switches.*

A200055

☐ **Rain cover CJSM2**

A200056

☐ **Rain cover CJSM2+SB**

A200057

☐ **Rain cover SB**

A200058

☐ **Rain cover JS X850**

A200059

☐ **Rain cover SB X850**

A200060

☐ **Rain cover JSM Led**

A200061

☐ **Rain cover JSM led + SB**



## Panel holder power parallel swing away

F3, F5, F5 VS, M3, M5, M VS

*Provides an easy lateral adjustment/movement of the parallel motion panel holder. The feature enables you to reposition the joystick electrically to your preference. The powered adjustable panelholder can be controlled via button/s or Joystick*

*ex:*

*1 button, with toggle function*

*2 buttons, one button for each direction*

*Via joystick in mode function.*



A200063

☐ **Panel holder power parallel swing away left/right (1 button)**

A200071

☐ **Panel holder power parallel swing away left/right (2 buttons)**

**Specify operating buttons/switches and their position in "Control buttons".**

Control buttons

All models

Piko buttons are 30 mm wide and come in red, yellow, black and blue. Buddy buttons are 63 mm wide and are available in black, red and yellow.

	Button 1	Button 2	
599242-99-0	<input type="checkbox"/>	<input type="checkbox"/>	Piko Button 30 mm red
599243-99-0	<input type="checkbox"/>	<input type="checkbox"/>	Piko Button 30 mm yellow
599244-99-0	<input type="checkbox"/>	<input type="checkbox"/>	Piko Button 30 mm blue
101766-99-0	<input type="checkbox"/>	<input type="checkbox"/>	Buddy button black 63 mm
101767-99-0	<input type="checkbox"/>	<input type="checkbox"/>	Buddy button red 63 mm
101768-99-0	<input type="checkbox"/>	<input type="checkbox"/>	Buddy button yellow 63 mm
Function Button 1			
Position Button 1			
Function Button 2			
Position Button 2			

