

Power assist

SmartDrive MX2+



permobil

On-demand power assist

Pushing a manual wheelchair can put stress on your shoulders and lead to serious future issues. SmartDrive's seamless power assist has been proven to reduce up to 81%* of your pushes and minimize repetitive stress, allowing you to focus on the things that matter.

*based on data collected from SmartDrive's SmartEvaluation App



Multiple ergonomic handles to quickly attach to almost any manual wheelchair



Easily removable, making it great for transportation



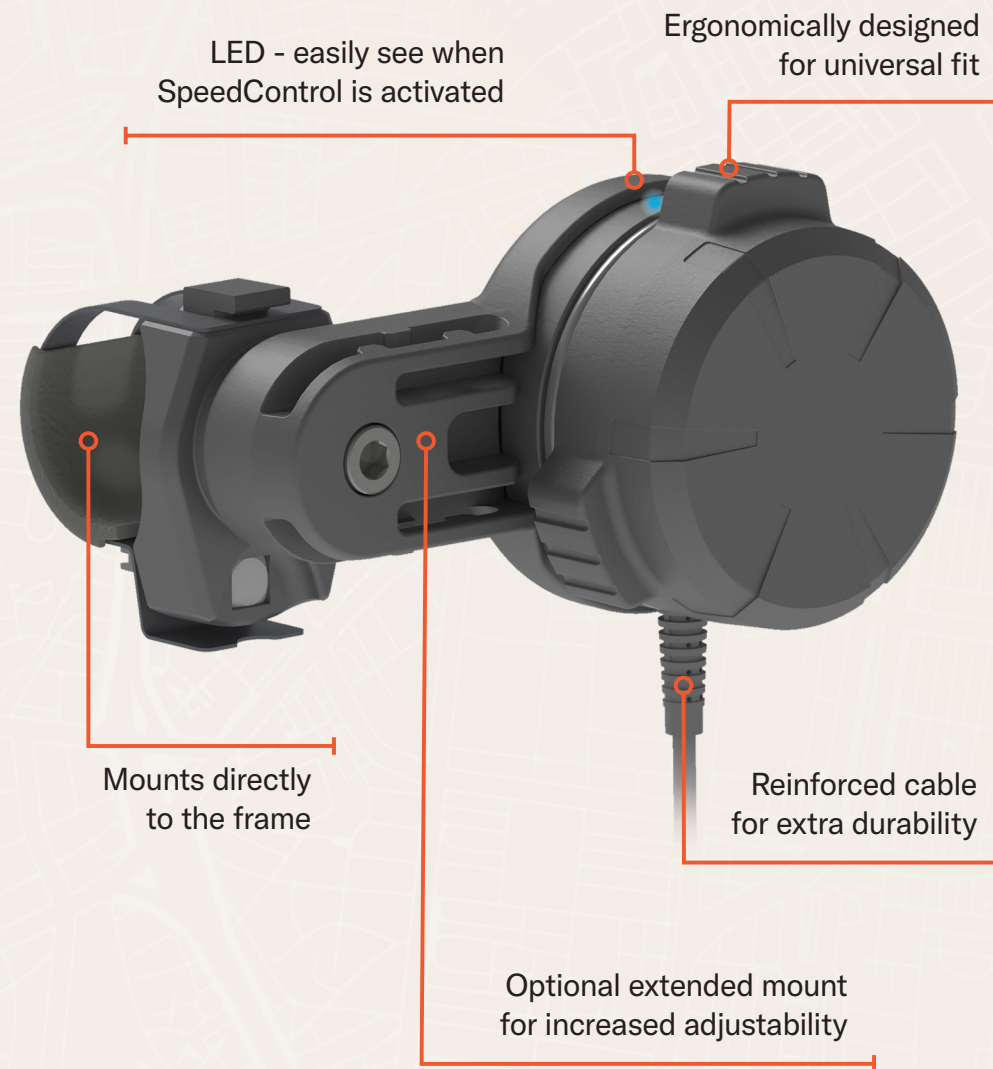
Various control options to power your push, your way

OmniWheel's patented design engages and stays engaged in any position, maintains optimal traction, and climbs up to 17% inclines

13.2 lb – Lightest rear mounted power assist in the world

SpeedControl Dial

Start, stop, and change your speed on-the-go



Get rolling in minutes with SpeedControl's simple installation and pre-configured settings.





Premium wearables

Complement your wired controller with a premium wearable device!

You can now use the Apple Watch (series 5 or newer) or the Samsung Galaxy Watch (4 or newer) to control your SmartDrive

- Fast and simple setup
- Increased screen visibility
- Improved battery performance
- Free app from App Store or Google Play Store

*Apple Watch, App Store, Samsung Galaxy Watch, and Google Play Store are trademarks or registered trademarks of their respective owners.



Scan to download the
SmartDrive MX2+ App

SwitchControl

SwitchControl is a simple way to control your SmartDrive with the push of a button. You can use SwitchControl in momentary or latched mode and optionally, attach an external switch with a custom mono jack option.

Momentary

Your SmartDrive will engage for as long as you hold either Switch.

Latched

Press and hold either switch to set your cruise speed. When you want to stop, simply tap the switch and hold on to your wheels.

SwitchControl with Mono Jack Option

Use any external mono jack switch to operate your SwitchControl, no programming required.








Power your push, Your way

SmartDrive provides manual wheelchair users more control over their experience than ever before. Discover how our variety of hardware and software solutions can be combined to better support your individualized mobility goals.

SmartDrive's new and improved control options make it easier than ever to achieve fewer pushes.

	SpeedControl Dial	SwitchControl	SmartDrive MX2+ App for premium wearables
			
Free with SmartDrive purchase	✓	✓	Free App
Provided by Permobil	✓	✓	Premium wearable not provided
Plug-and-play	✓	✓	
Set up in under 5 minutes	✓	✓	✓
Programmable settings	✓	✓	✓
No charging required	✓	✓	
Mono jack port option		✓	
Works with SwitchControl		✓	✓
Works with SpeedControl	✓		✓
Wired control option	✓	✓	
No Wi Fi required	✓	✓	✓
Increase or decrease speeds without stopping	✓		



SmartDrive Specifications

Dimensions	Length: 15.3" (389 mm) Width: 5.7" (141 mm) Height: 9.5" (242 mm)
Product weight	13.2 lb (6 kg) Drive Unit
User weight	30 to 331 lb (14 to 150 kg)
Driving range*	Up to 12.3 mi (19.8 km)
Motor power	250 W Brushless DC
Maximum speed	5.5 mph (8.8 km/h)
Operating temp	-13°F to 122°F (-25°C to 50°C)
Chair type compatibility	Rigid, Folding, Tilt-In Space, One-Arm Drive and others Chair widths: 8"(no anti-tips) -22"
Drive wheel diameter	22", 24", 25", 26" (501, 540, 559, 590 mm)
Warranty	2-Year Limited Warranty
Bluetooth LE	FCC ID QOQBT113 IC ID 5123A-BGTBLE113
HCPCS	E0986

*Performance measurements will vary based on user and chair characteristics, driving and battery conditions.

The SmartDrive has been tested and conforms to all applicable requirements of ANSI/RESNA Standards for Wheelchairs - Volume 1 and Volume 2 and EN 12184.

NOTE: A wheelchair's specifications provided by its manufacturer may be slightly affected by the addition of the SmartDrive.

Please refer to your owner's manual for more detailed operation and care instructions.