

Titanium rigid wheelchairs

TiLite[®] ZR | TiLite[®] ZRA



permobil

TiLite ZR

The 1.25" diameter mono-tube design of the TiLite ZR is the epitome of strength and simplicity. The fixed frame is designed to your specifications and uses aerospace grade titanium for unmatched strength and durability.

Custom designed
and built to your
specifications

Fixed or ergo seating
position is custom
fabricated to the
user's specifications

Fixed caster angle saves
weight and improves the
chair's responsiveness

Adjustable center
of gravity allows
for your perfect
ride balance



TiLite ZRA

The classic mono-tube design with a completely adjustable frame. The ZRA is the minimalist look refined.

Custom designed and built to your specifications, ergo seating available

Adjustable center of gravity to find your perfect ride balance

Adjustable seating angle to maximize comfort

1.25" diameter tubing to maximize performance and minimize visual impact

Adjustable caster fork angle to ensure a precision ride



Tattoo options

- 1 Mosaic
- 2 Flower garden
- 3 Need for speed




Frame colors

High gloss paint




Matte textured paint


Candy paint



Metallic paint




Matte paint



Pearlescent paint




Natural Titanium



Component colors

Anodized



Specifications

TiLite ZR

Frame features	Titanium Mono-Tube Rigid, TiFit, Limited adjustability	Center of gravity adjustment	2.5" from 0" – 5" position
Total chair width*	23"	Folding seat back	Adj. height 9.5" – 22" Adj. angle 80° – 101°
Seat width	10" – 20"	Fixed seat back	Fixed height 8" – 20" Fixed angle 80° – 101°
Front seat width (seat taper)	0", 1.5", 2.5"	Transit options	Transport bracket
Seat depth Ergonomic seat	10" – 20" 5" – 9"	Transport weight*	9.3 lb
Front seat height	16" – 21"	Weight limit	265 lb Standard 300 lb Heavy duty
Rear seat height	12.5" – 20"	Warranty	Five years on frame One year on TiLite components
Front frame angle	70°, 75°, 80°, 85°, or 90°		
Camber	0°, 2°, 4°, or 6°		

TiLite ZRA

Frame features	Titanium Mono-Tube Rigid, TiFit, Full adjustability	Front seat width (seat taper)	0", 1.5", 2.5"
Total chair width*	23"	Folding seat back	Adj. height 9.5" – 22" Adj. angle 80° – 101°
Seat width	10" – 20"	Ergonomic seat	6", 7", 8"
Seat depth	10" – 20"	Transit options	Transit tie-down
Front seat height	16" – 21"	Transport weight*	10.7 lb
Rear seat height	12.5" – 20"	Weight limit	265 lb Standard 300 lb Heavy duty
Front frame angle	70°, 75°, 80°, 85°, or 90°	Warranty	Five years on frame One year on TiLite components
Camber	0°, 2°, 4°, 6°, 8° or 12°		
Center of gravity adjustment	6"		

* Weights and widths based on 16" x 16" chair with 0° camber, minimum rear wheel spacing and all standard features. Rear wheels are not included in transport weight. For reference, a pair of standard 24" rear wheels weighs 7.2 lb.