

Customer and Order Information

Purchase Order *	Tag	v.0910
Dealer/Provider Name *		
Purchaser Name and Contact Information *		
Shipping Address *		
User Information (if available)	Weight _____ lbs	Height _____ ft/in
		*required
Order Notes/Instructions		

Base Chair

<input checked="" type="checkbox"/> 1101000	Eclipse Bariatric Manual Wheelchair	W320	\$ 3,100
---	--	------	----------

Weight Capacity

Chair Weight Capacity			
<input type="checkbox"/> 1102000	600 lbs Capacity		
<input type="checkbox"/> 1102100	1000 lbs Capacity	Not compatible with Transit Tie Down System.	\$ 300

Frame Options

<input type="checkbox"/> 1102300	Transit Tie Down System (TTDS)	\$ 395
TTDS includes 4 factory-installed transport brackets. TTDS has been tested according to ANSI/RESNA WC 19. See Owners Manual for complete details. Tested to max. Weight Capacity of 600 lbs. Not compatible with O2 holder or IV pole.		

Seat Width

Overall chair width is +8.0".

Seat Widths Seat Width is adjustable with the optional Adjustment Kit (sold separately).			
<input type="checkbox"/> 1103520	20" Seat Width	<input type="checkbox"/> 1103522	22" Seat Width
<input type="checkbox"/> 1103524	24" Seat Width	<input type="checkbox"/> 1103526	26" Seat Width
<input type="checkbox"/> 1103528	28" Seat Width	<input type="checkbox"/> 1103530	30" Seat Width
<input type="checkbox"/> 1103532	32" Seat Width	<input type="checkbox"/> 1103536	36" Seat Width
<input type="checkbox"/> 1103540	40" Seat Width	<input type="checkbox"/> 1103544	44" Seat Width
<input type="checkbox"/> 1103548	48" Seat Width		
<input type="checkbox"/> 1103599	Unlisted Seat Width (between sizes)	Seat Width: _____ (use increments of 1")	Add this fee to the price of the next-bigger size
			\$ 100


Seat Widths greater than 48" are available for Custom Chairs

Seat Depth

Seat Depths (Adjustable)			
<input type="checkbox"/> 1104016	16" Seat Depth	<input type="checkbox"/> 1104017	17" Seat Depth
<input type="checkbox"/> 1104018	18" Seat Depth	<input type="checkbox"/> 1104019	19" Seat Depth
<input type="checkbox"/> 1104020	20" Seat Depth	<input type="checkbox"/> 1104021	21" Seat Depth
<input type="checkbox"/> 1104022	22" Seat Depth		
Custom Seat Depths			\$ 400
<input type="checkbox"/> 1104023	23" Seat Depth	<input type="checkbox"/> 1104024	24" Seat Depth
Not available with TTDS.			

Frame Colour

PDG Premium Colours View colour swatches on PDG's website. pdgmobility.com/colours			
<input type="checkbox"/> 1105001	Black Shimmer	<input type="checkbox"/> 1105015	Sky Blue
<input type="checkbox"/> 1105003	Fine Texture Black	<input type="checkbox"/> 1105010	Lollypop Blue
<input type="checkbox"/> 1105017	Arctic Grey	<input type="checkbox"/> 1105018	Tropical Teal
<input type="checkbox"/> 1105020	Olive Green	<input type="checkbox"/> 1105021	Lush Lilac
<input type="checkbox"/> 1105022	Leaf Green	<input type="checkbox"/> 1105023	Boysenberry Purple
<input type="checkbox"/> 1105016	Poppy Red	<input type="checkbox"/> 1105011	Lollypop Red
<input type="checkbox"/> 1105019	Tangerine Orange	<input type="checkbox"/> 1105012	Bubble Gum Pink
<input type="checkbox"/> 1105014	Daffodil Yellow		
<input type="checkbox"/> 1105200	Custom Colour	Contact PDG for specifications.	\$ 300

Armrests		
<input type="checkbox"/>	1106000	No Armrests
Dual Post Height Adjustable Armrests		\$ 295
<input type="checkbox"/>	1106214	10"-14" <input type="checkbox"/> 1106216 12"-16" Not compatible with Desk Length Armpads.
<input type="checkbox"/>	1106200	Dual Post Fixed Height Armrests (12")
	Armrest Height If provided, Armrests will be set to this height by PDG. If left blank, the default setting will be used. Seat Pan to top of Armrest: _____ Does not include height of Armpad	


Armpads		
Regular Armpads		
<input type="checkbox"/>	1107100	Desk Length - 2" x 10" <input type="checkbox"/> 1107101 Full Length - 2" x 14"
Wide Armpads May interfere with wheels in some tilt configurations.		A1 \$ 200
<input type="checkbox"/>	1107110	Desk Length - 3" x 10" <input type="checkbox"/> 1107111 Full Length - 3" x 12"
Gel Armpads May interfere with wheels in some tilt configurations.		A1 \$ 135
<input type="checkbox"/>	1107120	Full Length - 2" x 12" <input type="checkbox"/> 1107121 Full Length - 3.5" x 12"

Armrest Options		
<input type="checkbox"/>	1107250	Forward Guards \$ 200
<input type="checkbox"/>	1107400	Armrest Extensions - Forward Not compatible with Desk Length Armpads. \$ 75

Seat Pan		
<input checked="" type="checkbox"/>	1108001	Solid Aluminum Seat Pan \$ 165

Seat Height		
Front Seat Height Front and Rear Height can be max. 1" apart.		
<input type="checkbox"/>	1110014	14" STF Front <input type="checkbox"/> 1110015 15" STF Front <input type="checkbox"/> 1110016 16" STF Front
<input type="checkbox"/>	1110017	17" STF Front <input type="checkbox"/> 1110018 18" STF Front
<input type="checkbox"/>	1110019	19" STF Front <input type="checkbox"/> 1110020 20" STF Front \$ 200
Rear Seat Height Front and Rear Height can be max. 1" apart.		
<input type="checkbox"/>	1110114	14" STF Rear <input type="checkbox"/> 1110115 15" STF Rear <input type="checkbox"/> 1110116 16" STF Rear
<input type="checkbox"/>	1110117	17" STF Rear <input type="checkbox"/> 1110118 18" STF Rear
<input type="checkbox"/>	1110119	19" STF Rear <input type="checkbox"/> 1110120 20" STF Rear \$ 200

Casters		
<input checked="" type="checkbox"/>	1111050	5" Casters With Heavy Duty Steel Fork

Rear Wheels		
<input checked="" type="checkbox"/>	1112224	24" Heavy Duty Spoke Wheels
	Rear Wheel Position Positions 3 and 4 not compatible with TTDS. In the interest of maintaining chair stability and avoiding interference with other chair functions, PDG may not be able to accommodate stated preference.	
<input type="checkbox"/>	1113101	Set at 1 (Rear) <input type="checkbox"/> 1113102 Set at 2
<input type="checkbox"/>	1113103	Set at 3 <input type="checkbox"/> 1113104 Set at 4 (Front)

Axle Type		
<input checked="" type="checkbox"/>	1113000	Quick Release Rear Axles

Rear Tires		
<input checked="" type="checkbox"/>	1114000	Urethane Tires

Handrims		
<input type="checkbox"/>	1115000	No Handrims
<input type="checkbox"/>	1115010	Standard Aluminum Handrims
<input type="checkbox"/>	1115020	Plastic Coated Handrims \$ 250

Wheel Locks

User Wheel Locks

☐ 1116010 Push to Lock

☐ 1116020 Pull to Lock

Wheel Lock Options

☐ 1116100 Wheel Lock Extensions

\$60

Anti-Tippers

☒ 1117010 Rear Anti-Tippers

Required Safety Option.

\$75

Back Posts

Back Post Style

☐ 1118030 Stroller Handle Back

☐ 1118040 Cane Handle Back

Not compatible with Headrest Mounting Plate.

Back Post Height

Measured from the Seat Pan to the Handle.

☐ 1118425 Short (22")

☐ 1118431 Tall (25")

Seat to Back Angle

☐ 1119085 Set at 85°

☐ 1119090 Set at 90°

☐ 1119095 Set at 95°

☐ 1119100 Set at 100°

Back Options

Endomorph Back

Backrest will be narrower than Seat by total of 2x the Offset selected below. Not compatible with Reclining Backrest.

\$395

☐ 1118102 1" Offset per side

☐ 1118103 1.5" Offset per side

☐ 1118104 2" Offset per side

☐ 1119210 10" Backrest Extension

Requires Angle/Height Adjustable Stroller Handle.

\$150

☐ 1119212 Headrest Mounting Plate

Not required if mounting to a solid Back.

\$95

Back Upholstery

No Back Upholstery

\$375

Tension Adjustable

☐ 1120421 Regular (18" Height)

☐ 1120424 Tall (22" Height)

Position of Upholstery

Select the desired position of the top of the Upholstery relative to the Seat Pan.

	22" Back Post								
Style	17"	18"	19"	20"	21"	22"	23"	24"	25"
Regular	<input type="checkbox"/>	<input type="checkbox"/>	<input type="checkbox"/>	<input type="checkbox"/>	<input type="checkbox"/>	<input type="checkbox"/>			
Tall				<input type="checkbox"/>	<input type="checkbox"/>	<input type="checkbox"/>			

	25" Back Post								
Style	17"	18"	19"	20"	21"	22"	23"	24"	25"
Regular	<input type="checkbox"/>	<input type="checkbox"/>	<input type="checkbox"/>	<input type="checkbox"/>	<input type="checkbox"/>	<input type="checkbox"/>	<input type="checkbox"/>	<input type="checkbox"/>	<input type="checkbox"/>
Tall					<input type="checkbox"/>	<input type="checkbox"/>	<input type="checkbox"/>	<input type="checkbox"/>	<input type="checkbox"/>

Recline

Reclining Backrest (Manual)

30° maximum recline. Not compatible with Backrest Extension. Reclining Backrest is 1" narrower than Seat Width. Back Frame is not removable. Finished Back Post Height is 3" taller than selected Back Post Height. Not recommended for user weight above 450 lbs. Maximum Seat Depth is 23".

\$895

Front Rigging

No Front Rigging

Sector Blocks only

Center Mount Front Rigging Bracket

\$300

PDG Easy-Out Heavy Duty Front Rigging

Effortless insertion and removal. No Hanger Bracket remains on frame. [pdgmobility.com/easy-out](#)

Fixed 60°

\$95

Universal Angle Adjustable (0°-60°)

Set at angle: (use increments of 10°)

Adjust angle by loosening one bolt. Tool-free leg-length adjustment.

Optional for Universal AA:

☐ 1125421 AA High-mount Option

For shorter Lower Leg Lengths of 8"-13".

\$295

Swing Away Front Rigging

Legacy Design. Not compatible with Easy-Out.

Swing Away 60°

\$415

Swing Away Elevating Legrests

Includes Calf Pads.

W106

\$415

1" Offset Hangers for Swing Away


\$75

Permobil | 318 East Kent Ave South | Vancouver BC V5X 4N6 Canada | Phone 888 858 4422 | Email sales.pdg@permobil.com

3 / 4

Footplates				
<input checked="" type="checkbox"/>	1126020	Aluminum Angle Adjustable Footplates	W107	\$ 185

Footrest/Legrest Accessories				
<input type="checkbox"/>	1127015	Oversized 9" x 10" Calf Pad Not compatible with Seat Width of less than 25".	Basic Seating	\$ 695
<input type="checkbox"/>	1127010	Calf Pads Not compatible with Easy-Out Front Rigging.	Basic Seating	\$ 135
Gel Knee Pads				
<input type="checkbox"/>	1127032	For Easy-Out Angle Adjustable Front Rigging	Basic Seating	\$ 200
<input type="checkbox"/>	1127030	For Swing Away ELR Front Rigging	Basic Seating	\$ 100
<input type="checkbox"/>	1127040	Length Adjustable Heel Loops		\$ 50
<input type="checkbox"/>	1127051	Calf Strap Available up to maximum size of 32".	Basic Seating	\$ 195

Front Rigging Extension Tubes				
Regular Extension Tubes No selection required for Easy-Out AA High-mount Option.				
<input type="checkbox"/>	1128010	Short <u>14"-18"</u> for Easy-Out Front Rigging <u>13"-17"</u> for Swing Away Front Rigging		
<input type="checkbox"/>	1128020	Long Not available for Easy-Out HD Front Rigging <u>15"-19"</u> for Swing Away and Standard Plug In Front Rigging		\$ 75
	Lower Leg Length If provided, Front Rigging will be set to this length by PDG. If left blank, the default setting will be used. Seat Pan to Foot Plates: _____ Measured along the length of the Front Rigging. Consider the height of your Seat Cushion.			

Miscellaneous Options				
<input type="checkbox"/>	1130110	IV Pole Not compatible with TTDS.	A1	\$ 295
<input type="checkbox"/>	1130120	O2 Holder Not compatible with TTDS.	W110	\$ 395
<input type="checkbox"/>	1130200	Q'Straint Lap Belt Model S5-6329-11. For use with WC-19 Transit Tie Down System. 24"-51" Belt Length.	Basic Seating	\$ 245
<input type="checkbox"/>	1130222	Medical Necessities Backpack Black with Permobil Logo.	A1	\$ 95
<input type="checkbox"/>	1130170	Adhesive Back Hook Strip, 2" x 30" For Cushion mounting.	A1	\$ 10

Please send your completed order form by email to sales.pdg@permobil.com.