

TiLite Z-Series Canadian Order Form – AADL #W396

Effective October 1, 2024 (New Items in Red)

MONO-TUBE RIGID FRAME

Page 1 of 8

PROVIDER INFORMATION

| | | | |
|----------------------------|----------------------------|-----------|------------------------|
| Provider: | Account #: | | |
| PO: | Ordered By: | | |
| Email: | SHIP TO INFORMATION | | |
| Mark For: | Name: | Ship Via: | |
| TiLite Sales Rep: | Address: | | |
| TiLite Information: | Promo Code: | City: | Province: Postal Code: |
| Ship Date: | Order #: | Phone: | Fax: |

Please Email to the Permobil Manual Customer Experience Team at orders@permobil.com or Fax to 509.586.2413



FRAME STYLE

AZFS1 ☐ **Aero Z Aluminum Frame** (Full Adjustability. 265 Pound Weight Limit. 150 Pound Weight Limit for Rear Seat Width A and Seat Depth B of 10"x10" to 12"x12").....\$3,595

SMARTDRIVE POWER ASSIST SYSTEM



(Client Cost)



ZMAXSD1 ☐ **Permobil Smart Drive MX2+*** (Must also select Battery Pack when selecting this option. N/A with rear seat heights less than 13.5" or 20" rearwheels).....\$7,461

ZMAXSD9 ☐ Battery Pack (Enclosed in SmartDrive system).....\$528

ZMAXSD16 ☐ **NEW** SpeedControl Dial ZMAXSD17 ☐ Extended Mount OR ZMAXSD18 ☐ SwitchControl Buttons.....NCO

ZMAXSD8 ☐ SwitchControl with Mono Jack Option.....\$208

ZMAXSD19 ☐ **NEW** Buddy Button.....\$368

ZMAXSD4 ☐ Carrying Bag.....\$110

ZMAXSD10 ☐ Universal Padded Handle.....\$31

*SmartDrive apps available on Apple App Store and Google Play Store for [Apple Watch Series 5 or newer](#) and Samsung Galaxy Watch 4 or newer.

TRANSIT OPTION (Client Cost)

ZTTDO3 ☐ Transit Tie-Down (Tested to WC-19. Consists of four Tie-Down Brackets, two Pelvic Belt Mounting Brackets and Reinforced Frame. Please refer to the Aero Z and ZRA Transit Tie-Down Option Brochure for important information regarding the Transit Tie-Down Option. Not available with ZR.).....\$487

ZWTB ☐ Transport Bracket Option (Consists of four Tie-Down Brackets. **Unoccupied use only.** Please refer to the ZR Transport Bracket Supplement for important information regarding the Transit Options).....\$422

FRAME FINISHES

High Gloss Paint ☐ ZFF8 High Gloss Black

Metallic Paint ☐ ZFF14 Ocean Blue Metallic

COLOR ANODIZE PACKAGE

(Color Anodize Package includes: Caster Mount, Caster Fork, and Caster Caps. If no anodize color is selected, the default will be black.)

☐ ZANO1 Black.....STD



TiFit: TAILORED INDIVIDUALIZED FRAME

Measurements shown below are our most popular selections. **Not seeing what you want?** Contact customer service or visit our Creative Mobility Division (CMD) catalog [here](#) to view additional options.

REAR SEAT WIDTH A Measure from outside of seat tube at back post to the outside of the opposite seat tube at back post.

ZSW4 ☐ 10" (25.4cm) ☐ 11" (27.9cm) ☐ 12" (30.5cm) ☐ 13" (33cm) ☐ 14" (35.6cm) ☐ 15" (38.1cm) ☐ 16" (40.6cm) ☐ 17" (43.2cm) ☐ 18" (45.7cm) ☐ 19" (48.3cm).....STD

ZSW2 ☐ 20" (HCPCS code only applies to 20" Rear Seat Width A).....\$541 **W111**

FRONT SEAT WIDTH (SEAT TAPER) T Measure from inside of front frame tube to inside of opposite front frame tube. (Required with V-Front End V. Not Available with Standard Front End I.)

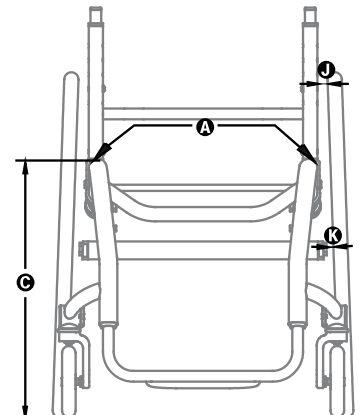
ZFSW1 ☐ No Taper (2.5" (6.4cm) Narrower than Rear Seat Width A.).....STD

ZFSW3 ☐ 1.5" (3.8cm) Taper (4" (10.2cm) Narrower than Rear Seat Width A. Includes Tension Adjustable by Straps Seat Upholstery. Not available with 10" (25.54m) and 11" (27.9cm) Seat Widths A.).....\$306

SEAT DEPTH B Measure from front of back post to the front edge of seat sling. Frame bend will start .5" in front of seat sling unless Custom Frame Depth is specified, or the combination of specifications affect the rolling dynamics of the chair.

ZSD1 ☐ 10" (25.4cm) ☐ 11" (27.9cm) ☐ 12" (30.5cm) ☐ 13" (33cm) ☐ 14" (35.6cm) ☐ 15" (38.1cm) ☐ 16" (40.6cm) ☐ 17" (43.2cm) ☐ 18" (45.7cm) ☐ 19" (48.3cm).....STD

ZSD2 ☐ 20" (50.8cm).....\$590



Permobil.com
2701 West Court Street / Pasco, Washington 99301
Tel 800 736 0925 or Email tilitesales@permobil.com

OF0030c Z Series 0419Rev0

TiLite Z-Series Canadian Order Form – AADL #W396

Effective October 1, 2024 (New Items in Red)

MONO-TUBE RIGID FRAME

Page 2 of 8

ZSD3 ☐ Custom Frame Depth: _____" Frame Depth Longer or Shorter Than Seat Depth D (Measure from front of seat sling to beginning of frame bend. Specifications can be given as specific as 1/4" increments A negative Custom Frame Depth or specified above 3" may be available through our Creative Mobility Division. A Custom Frame Depth of 20" will have an additional charge.).....**NCO**

ERGONOMIC SEAT U Measure from front of back post to beginning of upward bend of seat tube.

ZERG1 ☐ ZR Ergonomic Seat (Not available with Tension Adjustable Bolt On Seat Upholstery)

☐ 5" (12.7cm) ☐ 6" (15.2cm) ☐ 7" (17.8cm) ☐ 8" (20.3cm) ☐ 9" (22.9cm).....**\$465**

ZERG2 ☐ Aero Z and ZRA Ergonomic Seat (Center of Gravity adjustment may be affected by this option. Not available with V-Front or Seat Taper, Seat Back that Locks When Folded, Desk Arms, Depth Adjustable Backrests, Fold Down Rigid Sideguards, Fendered Adjustable Sideguards, Solid Seat, Tension Adjustable Bolt On Seat Upholstery, or the Curve cushion.)

☐ 6" (15.2cm) (Minimum Seat Depth B 12") ☐ 7" (17.8cm) (Minimum Seat Depth B 12") ☐ 8" (20.3cm) (Minimum Seat Depth B 13")**\$568**

FRONT SEAT HEIGHT C Measure from floor to top of seat tube at front edge of seat sling. ZRA adjusts up and down in .5" increments.

ZFSH1 ☐ 16" (40.6cm) ☐ 16.5" (41.9cm) ☐ 17" (43.2cm) ☐ 17.5" (44.5cm) ☐ 18" (45.7cm) ☐ 18.5" (47cm) ☐ 19" (48.3cm) ☐ 19.5" (49.5cm) ☐ 20" (50.8cm) ☐ 20.5" (52.1cm) ☐ 21" (53.3cm).....**STD**

REAR SEAT HEIGHT D Measure from floor to top of seat tube at back post. ZRA adjusts up and down in 1/2" increments.

| Rear Wheel Size | Rear Seat Height |
|-----------------|-----------------------------|
| 20" | 12.5" - 18.5" (31.8 - 47cm) |
| 22" | 14.0" - 19" (35.6 - 48.3cm) |
| 24" | 14.5" - 20" (36.8 - 50.8cm) |
| 25" | 14.5" - 20" (36.8 - 50.8cm) |
| 26" | 15.5" - 20" (39.4 - 50.8cm) |

ZRSH1 ☐ 12.5" (31.8cm) ☐ 13" (33cm) ☐ 13.5" (34.3cm) ☐ 14" (35.6cm) ☐ 14.5" (36.8cm) ☐ 15" (38.1cm) ☐ 15.5" (39.4cm) ☐ 16" (40.6cm) ☐ 16.5" (41.9cm) ☐ 17" (43.2cm) ☐ 17.5" (44.5cm) ☐ 18" (45.7cm) ☐ 18.5" (47cm) ☐ 19" (48.3cm) ☐ 19.5" (49.5cm) ☐ 20" (50.8cm).....**STD**

FRONT ANGLE or OVERALL FRAME LENGTH Select one. If Overall Frame Length is selected, front angle will be bent to achieve requested length.

TFA1 ☐ 70° ☐ 75° ☐ 80° ☐ 85° L Measure from frame front to floor. (Not available with 6" Front Wheels.) ☐ 90° (Not available with 5" or 6" Front Wheels.).....**STD**

TFA2 ☐ Overall Frame Length M _____" Measure from front of backrest to Front Edge of Footrest.**NCO**

TiFit: TAILORED INDIVIDUALIZED FRAME

Options shown below are our most popular selections. **Not seeing what you want?** Contact customer service or visit our Creative Mobility Division (CMD) catalog [here](#) to view additional options.

SEAT TO FOOTREST E/FOOTRESTS Measure from front edge of seat sling to top rear of footrest.

Standard Footrests Measurement must be at least 2" shorter than Front Seat Height C.

☐ 13.5" (34.3cm) ☐ 14" (35.6cm) ☐ 14.5" (36.8cm) ☐ 15" (38.1cm) ☐ 15.5" (39.4cm) ☐ 16" (40.6cm) ☐ 16.5" (41.9cm) ☐ 17" (43.2cm) ☐ 17.5" (44.5cm) ☐ 18" (45.7cm) ☐ 18.5" (47cm) ☐ 19" (48.3cm)

ZFTR3 ☐ Angle Adjustable Footrest.....**STD**

ZFTR1 ☐ Titanium Footrest w/Flat ABS Cover.....**\$219**

ZFTR2 ☐ Titanium Open Loop Footrest.....**\$279**

ZFTR12 ☐ Angle Adjustable Flip-Back Footrest (Not available with 10" or 11" Rear Seat Width A, Heavy Duty Frame, ABS Cover with 2" Sides or Front Roller.).....**\$257**

High Mount Footrest

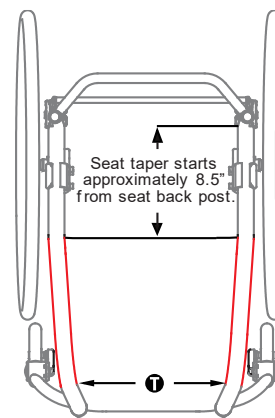
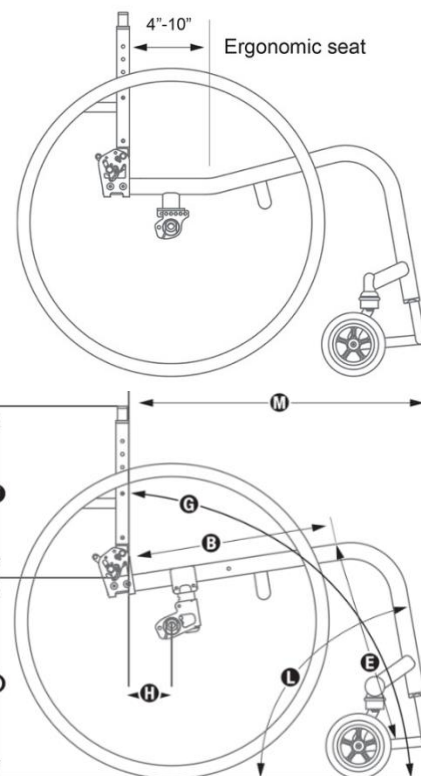
☐ 7"-9" ☐ 9"-11" ☐ 11"-13" Set at _____ (Use 1/2" increments)

ZFTR4 ☐ Angle Adjustable High Mount Footrest.....**\$160**

FOOTREST WIDTH I or V Select either a Standard Front End I if no Seat Taper T is selected or a V-Front End V if a Seat Taper T is selected.

STANDARD FRONT END I Find your Rear Seat Width A in the Chart below and select one of the options to the right. Measure from inside of front frame tube to inside of opposite front frame tube. (Not available with Front Seat Width (Seat Taper) T.)

ZFE1 ☐ NO V-Front Taper (Required when both Heavy Duty Frame and Seat Taper T are selected.).....**STD**



TiLite Z-Series Canadian Order Form – AADL #W396

Effective October 1, 2024 (New Items in Red)

MONO-TUBE RIGID FRAME

Page 3 of 8

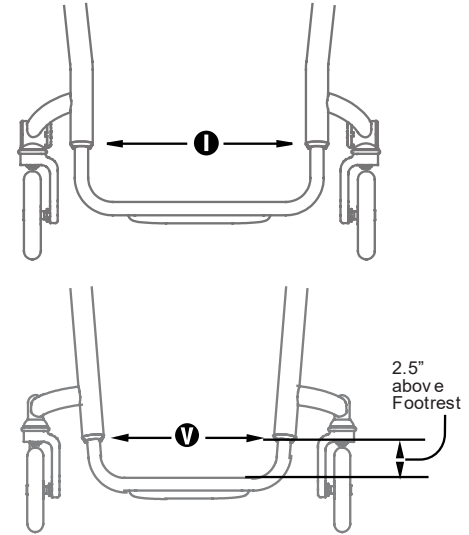
| REAR SEAT WIDTH A (Outside Measurement) | FOOTREST WIDTH I | | |
|--|---|---|---|
| | No Taper (2.5" Narrower than Rear Seat Width) | 1.5" Taper (4" Narrower than Rear Seat Width) | 3.5" Taper (6" Narrower than Rear Seat Width) |
| 10" | <input type="checkbox"/> 7.5" | | |
| 11" | <input type="checkbox"/> 8.5" | | |
| 12" | <input type="checkbox"/> 9.5" | <input type="checkbox"/> 8" | |
| 13" | <input type="checkbox"/> 10.5" | <input type="checkbox"/> 9" | |
| 14" | <input type="checkbox"/> 11.5" | <input type="checkbox"/> 10" | |
| 15" | <input type="checkbox"/> 12.5" | <input type="checkbox"/> 11" | <input type="checkbox"/> 9" |
| 16" | <input type="checkbox"/> 13.5" | <input type="checkbox"/> 12" | <input type="checkbox"/> 10" |
| 17" | <input type="checkbox"/> 14.5" | <input type="checkbox"/> 13" | <input type="checkbox"/> 11" |
| 18" | <input type="checkbox"/> 15.5" | <input type="checkbox"/> 14" | <input type="checkbox"/> 12" |
| 19" | <input type="checkbox"/> 16.5" | <input type="checkbox"/> 15" | <input type="checkbox"/> 13" |
| 20" | <input type="checkbox"/> 17.5" | <input type="checkbox"/> 16" | <input type="checkbox"/> 14" |

OR

V-FRONT END V Measure from inside of front frame tube to inside of opposite front frame tube 2-1/2" above footrest. (Required with Front Seat Taper T. Titanium Footrests have 1" of adjustment up and down. Not available with Ergonomic Seat frames.)

ZFE2 ☐ V-Front Taper.....NCO

- ☐ 9" (22.9cm) ☐ 10" (25.54cm) ☐ 11" (27.9cm)
☐ 12" (30.5cm) ☐ 13" (33cm) ☐ 14" (35.6cm)
☐ 15" (38.1cm)



BACK SUPPORTS (Seating Benefit)

ROHO® AGILITY® ACTIVE ALUMINUM Contour Back Support

Shell Height ☐ 8" ☐ 10"

SBRS14 ☐ AGILITY Active Aluminum Min Contour with Foam.....\$979

SBRS15 ☐ AGILITY Active Aluminum Mid Contour with Foam.....\$979

ROHO® AGILITY® ACTIVE CARBON Contour Back Support (2x2 Twill Weave Carbon Fiber)

Shell Height ☐ 10" ☐ 13" ☐ 16"

☐ AGILITY Carbon Min Contour Back with Foam w/ Air Insert

SBRS7 Foam w/ Air Insert.....\$1,253

ACB1 AGILITY Active Carbon Upgrade (Not available with Bolt-on Push Handles).....\$234

Fixed Hardware (Not available with 18" Shell Height or Folding Chairs.).....NCO

☐ AGILITY Carbon Mid Contour Back with Foam w/ Air Insert

SBRS9 Foam w/ Air Insert.....\$1,278

ACB2 AGILITY Active Carbon Upgrade (Not available with Bolt-on Push Handles).....\$221

Fixed Hardware (Not available with 18" Shell Height or Folding Chairs.).....NCO

COMFORT ACTA-EMBRACE® Back Support

Shell Height ☐ 10" ☐ 12" ☐ 14" ☐ 16"

SBRS16 ☐ Acta-Embrace Back with 2-PT Quick Release Compass Hardware.....\$840

CPSB1 ☐ Comfort Privacy Shield.....\$58

COMFORT ACTA-RELIEF Back Support

Shell Height ☐ 10" ☐ 12" ☐ 14" ☐ 16"

SBRS13 ☐ Acta-Relief Back with 2-PT Quick Release Compass Hardware.....\$1,061

CPSB1 ☐ Comfort Privacy Shield.....\$58

BACK UPHOLSTERY (Want more seating options? [Click here](#) to view the new TiLite Seating Order Form.)

ZBUP2 ☐ Velcro Adjustable (Not available with Fold-Down Push Handles.).....STD

Tension Adjustable by Straps (Required with Fold-Down Push Handles.)

ZBUP3 ☐ Padded Nylon.....\$454

ZBUP5 ☐ AIR Breathable Upholstery (Not available with Ultrasuede Backrest Stripe.).....\$437

ZUPC3 Ultrasuede Backrest Stripe ☐ Black.....\$116

ZBUP0 ☐ Omit Back Upholstery.....NCO

TiFit: TAILORED INDIVIDUALIZED FRAME

Options shown below are our most popular selections. **Not seeing what you want?** Contact customer service or visit our Creative Mobility Division (CMD) catalog [here](#) to view additional options.

SEAT BACK TYPE/PUSH HANDLES/SEAT BACK HEIGHT F Measure from top of back post to top of seat tube at rear of frame.

ZSB1 ☐ Folding Aluminum Adjustable Height Back (Required for Heavy Duty Frame.).....STD

ZSB2 ☐ Folding Titanium Adjustable Height Back and Rounded Rigidizer Bar (Titanium back will match Frame Finish.).....\$323

TiLite Z-Series Canadian Order Form – AADL #W396

Effective October 1, 2024 (New Items in Red)

MONO-TUBE RIGID FRAME

Page 4 of 8

TISHAFT™ BACK RELEASE BARS (Not available with Non-Folding, Fixed Height Titanium Back.)

| | | |
|------|--|------|
| ZSB3 | <input type="checkbox"/> Aluminum..... | STD |
| ZSB6 | <input type="checkbox"/> 2x2 Twill Weave Carbon Fiber..... | \$94 |

PUSH HANDLES

| | | |
|------|--|-------|
| ZSB6 | <input type="checkbox"/> Integrated Push Handles..... | NCO |
| ZSB7 | <input type="checkbox"/> Integrated Fold-Down Push Handles (Requires Tension Adjustable by Straps Back Upholstery.)..... | \$126 |
| ZSB8 | <input type="checkbox"/> Bolt-On Push Handles (Includes 4" Deep Backrest Rigidizer Bar.)..... | \$219 |
| ZSB9 | <input type="checkbox"/> Bolt-On Height-Adjustable Push Handles (Includes 4" Deep Backrest Rigidizer Bar.)..... | \$449 |

FOLDING SEAT BACK HEIGHT F (ZSB1 and ZSB2)

| Push Handles (Selected Above) | Short | Medium | Tall | Set at: (Use ½" increments) |
|-------------------------------|--|--|--|-----------------------------|
| None/ Bolt-On | <input type="checkbox"/> 8.5"-11.5" (24.1-31.7cm) | <input type="checkbox"/> 12"-16.5" (33.0-44.4cm) | <input type="checkbox"/> 16"-20.5" (33.0-44.4cm) | Set at: _____ |
| Integrated | <input type="checkbox"/> 10.5"-12.5" (29.2-34.2cm) | <input type="checkbox"/> 13.5"-16.5" (36.8-44.4cm) | <input type="checkbox"/> 17.5"-20.5" (46.9-54.6cm) | Set at: _____ |
| Integrated Fold-Down | <input type="checkbox"/> 13"-15" (35.5-40.6cm) | <input type="checkbox"/> 14.5"-18.5" (39.3-49.5cm) | <input type="checkbox"/> 18.5"-21" (49.5-55.8cm) | Set at: _____ |

NON-FOLDING, FIXED-HEIGHT F TITANIUM SEAT BACK with New Rounded Rigidizer Bar (ZSB15) (Titanium back will match Frame Finish. Required for fixed Side Guards. Not available with ZRA, Swing Away Tubular or Swing Away - Flip Back Tubular Armrests and Integrated Push Handles, Integrated Fold-Down Push Handles or Bolt-On Height Adjustable Push Handles.)

- ☐ 8" (20.3cm) ☐ 8.5" (21.6cm) ☐ 9" (22.9cm) ☐ 9.5" (24.1cm) ☐ 10" (25.4cm) ☐ 10.5" (26.7cm) ☐ 11" (27.9cm)
☐ 11.5" (29.2cm) ☐ 12" (30.5cm) ☐ 12.5" (31.8cm) ☐ 13" (33cm) ☐ 13.5" (34.3cm) ☐ 14" (35.6) ☐ 14.5" (36.8cm)
☐ 15" (38.1cm) ☐ 15.5" (39.4cm) ☐ 16" (40.6cm) ☐ 16.5" (41.9cm) ☐ 17" (43.2cm) ☐ 17.5" (44.5cm) ☐ 18" (45.7cm)
☐ 18.5" (47cm) ☐ 19" (48.3cm) ☐ 19.5" (49.5cm) ☐ 20" (50.8cm)

AVAILABLE ON ALL BACKS

| | | |
|-------|---|-------|
| ZSB11 | <input type="checkbox"/> Backrest that Locks when Folded (Not available with Ergonomic Seat.)..... | STD |
| ZSB12 | <input type="checkbox"/> 4" (10 cm) Deep Backrest Rigidizer Bar (Required with Heavy Duty Frame. Not available with a Non-Folding, Fixed Height Titanium Seat Back Type. 4" Deep Rigidizer Bar is NOT a rounded style rigidizer bar.)..... | NCO |
| ZSB16 | <input type="checkbox"/> Depth Adjustable Back/Frame (Seat Depths B of 10"-18" allow 2" of rearward adjustment. Height Adjustable Push Handles have a limited height range with Depth Adjustable Back. Not Available with 19" or 20" Seat Depths B, Heavy Duty Frame, Tension Adjustable By Straps Seat Upholstery or Carbon Fiber Side Guards.)..... | \$279 |

SEAT BACK ANGLE G Measure angle from front of back post to floor.

| | | |
|-------|--|-----|
| ZSBA1 | Folding Back <input type="checkbox"/> 80° <input type="checkbox"/> 83° <input type="checkbox"/> 86° <input type="checkbox"/> 89° <input type="checkbox"/> 92° <input type="checkbox"/> 95° <input type="checkbox"/> 98° <input type="checkbox"/> 101°..... | STD |
|-------|--|-----|

CENTER OF GRAVITY H Measure from front of back post at the seat tube to the center of the rear axle. If no center of gravity is selected, chair will ship with the center of gravity in the rearward-most position.

| | | |
|-------|---|-----|
| ZCOG1 | <input type="checkbox"/> 0" <input type="checkbox"/> .25" (.6cm) <input type="checkbox"/> .5" (1.3cm) <input type="checkbox"/> .75" (1.9cm) <input type="checkbox"/> 1" (2.5cm) <input type="checkbox"/> 1.25" (3.2cm) <input type="checkbox"/> 1.5" (3.8cm) <input type="checkbox"/> 1.75" (4.4cm) <input type="checkbox"/> 2" (5.1cm) <input type="checkbox"/> 2.25" (5.7cm) <input type="checkbox"/> 2.5" (6.4cm) <input type="checkbox"/> 2.75" (7cm) <input type="checkbox"/> 3" (7.6cm) <input type="checkbox"/> 3.25" (8.3cm) <input type="checkbox"/> 3.5" (8.9cm) <input type="checkbox"/> 3.75" (9.5cm) <input type="checkbox"/> 4" (10.2cm) <input type="checkbox"/> 4.25" (10.8cm) <input type="checkbox"/> 4.5" (11.4cm) <input type="checkbox"/> 4.75" (12.1cm) <input type="checkbox"/> 5" (12.7cm)..... | STD |
|-------|---|-----|

REAR WHEEL SPACING J/PLUGS Measure from outside of seat back post to inside of rear tire. Ergonomic Seat selection may limit available center of gravity.

| | | |
|--------|---|-----|
| ZRWS1 | <input type="checkbox"/> .75" (1.9cm) <input type="checkbox"/> 1" (2.5cm) <input type="checkbox"/> 1.25" (3.2cm) | STD |
| ZCBR12 | <input type="checkbox"/> Adjustable Rear Wheel Spacing Camber Plugs (Not available with Power Adaptable Frame.)..... | STD |
| ZCBR9 | <input type="checkbox"/> Additional Spacers to Increase Rear Wheel Spacing..... | NCO |
| ZCBR11 | <input type="checkbox"/> Zero Play Aluminum Camber Plugs (Not available with Power Adaptable Frame or more than 6° of Camber K.)..... | NCO |

CUSTOM CONFIGURATION OPTIONS

CAMBER K/CAMBER TUBES

| | | |
|--------|--|-------|
| ZCBR1 | <input type="checkbox"/> 0° <input type="checkbox"/> 2° <input type="checkbox"/> 4° <input type="checkbox"/> 6° (More than 0° of Camber K is not available with the Power Adaptable Frame. 8° of Camber K may be available through our Creative Mobility Division.)..... | STD |
| ZCBR15 | <input type="checkbox"/> Aluminum Camber Tube..... | STD |
| ZCBR3 | <input type="checkbox"/> Titanium Camber Tube (Not available with Power Adaptable Frame.)..... | \$236 |

TiFit: TAILORED INDIVIDUALIZED FRAME

SEAT UPHOLSTERY

| | | |
|-------|---|-------|
| ZSUP1 | <input type="checkbox"/> Tension Adjustable Bolt On (Not available with Ergonomic Seat or Tapered Seat T. Black only.)..... | STD |
| ZSUP2 | <input type="checkbox"/> Tension Adjustable by Straps (Standard with Ergonomic Seat and Front Seat Width (Seat Taper) T of 1", 2" or 3". Black upholstery only.)..... | \$203 |
| ZSUP8 | <input type="checkbox"/> Aluminum Solid Seat (Not available with 10" or 11" Rear Seat Width A, Ergonomic Seat U requires CMD 016)..... | \$312 |
| ZSUP0 | <input type="checkbox"/> Omit Seat..... | NCO |

SEAT CUSHION (Seating Benefit)

(Want more seating options? [Click here](#) to view the new TiLite Seating Order Form.)

| | | |
|--------|---|-------|
| ZCSH2 | <input type="checkbox"/> Comfort Curve Cushion (Stretch-Air cover)..... | \$150 |
| ZCSH23 | <input type="checkbox"/> Comfort Acta-Embrace™ Comfort-Tek Zero Elevation Cushion..... | \$522 |
| ZCSH11 | <input type="checkbox"/> ROHO® Single Compartment (Fits seat widths 14" to 19") Profile: <input type="checkbox"/> Low <input type="checkbox"/> Mid <input type="checkbox"/> High..... | \$711 |

TiLite Z-Series Canadian Order Form – AADL #W396

Effective October 1, 2024 (New Items in Red)

MONO-TUBE RIGID FRAME

Page 5 of 8

| | | |
|--------|--|-------|
| ZCSH14 | <input type="checkbox"/> ROHO® QUADTRO SELECT® Cushion (Fits seat widths 14" to 19") Profile: <input type="checkbox"/> Low <input type="checkbox"/> Mid <input type="checkbox"/> High..... | \$711 |
| ZCSH16 | <input type="checkbox"/> ROHO® Hybrid Select (Fits seat widths 14" to 18", and 20")..... | \$756 |

FRONT WHEELS

| | | |
|-------|---|-------|
| ZFW24 | <input type="checkbox"/> 3"x1.5" LiteSpeed Billet Aluminum Wheel w/Soft Roll Tire <input type="checkbox"/> Silver Hub OR <input type="checkbox"/> Black Hub..... | \$197 |
| ZFW14 | <input type="checkbox"/> 4"x.75" Plastic Wheel w/Poly Tire (Not available with Slipstream Fork, Glide™ Single-Sided Fork or Power Adaptable Frame.)..... | NCO |
| ZFW3 | <input type="checkbox"/> 4"x.75" Light-Up Micro-Caster (Not available with Slipstream Fork, Glide™ Single-Sided Fork or Power Adaptable Frame.)..... | \$88 |
| ZFW26 | <input type="checkbox"/> 4"x1.5" LiteSpeed Plastic Wheel w/Soft Roll Tire (Not available with Power Assist, Power Add-on System or Heavy Duty Frame.)..... | \$104 |
| ZFW27 | <input type="checkbox"/> 4"x1.5" LiteSpeed Billet Aluminum Wheel w/Soft Roll Tire <input type="checkbox"/> Silver Hub OR <input type="checkbox"/> Black Hub..... | \$208 |
| ZFW6 | <input type="checkbox"/> 5"x1" Plastic Wheel w/Poly Tire (Not available with 90° Front Angle L, Slipstream Fork, Glide™ Single-Sided Fork or Power Adaptable Frame.)..... | NCO |
| ZFW28 | <input type="checkbox"/> 5"x1.5" LiteSpeed Plastic Wheel w/Soft Roll Tire (Not available with 90° Front Angle L or Power Adaptable Frame.)..... | \$104 |
| ZFW30 | <input type="checkbox"/> 5"x1.5" LiteSpeed Billet Aluminum Wheel w/Soft Roll Tire <input type="checkbox"/> Silver Hub OR <input type="checkbox"/> Black Hub (Not available with 90° Front Angle L.)..... | \$274 |
| ZFW9 | <input type="checkbox"/> 6"x1" Plastic Wheel w/Poly Tire (Not available with 85° or 90° Front Angle L, Slipstream Fork, Glide™ Single-Sided Fork or Power Adaptable Frame.)..... | NCO |
| ZFW32 | <input type="checkbox"/> 6"x1.5" LiteSpeed Plastic Wheel w/Soft Roll Tire (Not available with 85° or 90° Front Angle L, Slipstream Fork, Glide™ Single-Sided Fork or Power Adaptable Frame.)..... | \$110 |
| ZFW33 | <input type="checkbox"/> 6"x1.5" LiteSpeed Billet Aluminum Wheel w/Soft Roll Tire <input type="checkbox"/> Silver Hub OR <input type="checkbox"/> Black Hub (Not available with 85° or 90° Front Angle L, Slipstream Fork, Glide™ Single-Sided Fork.)..... | \$274 |

PRECISION LOCK FRONT FORKS

| | | |
|-------|---|-------|
| ZFK1 | <input type="checkbox"/> TiLite Standard Fork..... | STD |
| ZFK2 | <input type="checkbox"/> TiLite Slipstream Single-Sided Fork (Not available with Heavy Duty Frame or Power Adaptable Frame.)..... | \$203 |
| ZGL1 | <input type="checkbox"/> Glide™ Suspension Fork (Black anodize only. Not available with Heavy Duty Frame.)..... | \$596 |
| | Rider's Weight: <input type="checkbox"/> 125 lbs. <input type="checkbox"/> 125-180 lbs. <input type="checkbox"/> 180-265 lbs. | |
| ZTFS1 | <input type="checkbox"/> Titanium Fork Stem..... | \$66 |

STANDARD REAR WHEELS (See Rear Seat Height Ranges Chart for Rear Seat Height D limitations.)

| | | |
|-------|--|-----|
| ZRW14 | TiLite SHADOW™..... | STD |
| | <input type="checkbox"/> 20"(451) | |
| | <input type="checkbox"/> 22"(501) | |
| | <input type="checkbox"/> 24"(540) | |
| | <input type="checkbox"/> 25"(559) (Requires 15" minimum Seat Depth B.) | |
| | <input type="checkbox"/> 26"(590) (Requires 15" minimum Seat Depth B.) | |

PERFORMANCE REAR WHEELS (Client Cost)

(See Rear Seat Height Ranges Chart for Rear Seat Height D limitations.)

| | | |
|-------|---|---------|
| ZRW7 | Spinergy SPOX <input type="checkbox"/> Black <input type="checkbox"/> Red <input type="checkbox"/> Blue <input type="checkbox"/> White <input type="checkbox"/> Orange <input type="checkbox"/> Pink <input type="checkbox"/> Purple <input type="checkbox"/> Green (Orange, Pink, Purple And Green only available in 20" size.)..... | \$983 |
| | <input type="checkbox"/> 20"(451) - Std. Hub | |
| | <input type="checkbox"/> 22"(501) - Std. Hub | |
| | <input type="checkbox"/> 22"(501) - Std. Hub | |
| | <input type="checkbox"/> 24"(540) - Std. Hub | |
| | <input type="checkbox"/> 25"(559) - Std. Hub (Requires 15" minimum Seat Depth B.) | |
| | <input type="checkbox"/> 26"(590) - Std. Hub (Requires 15" minimum Seat Depth B.) | |
| ZRW8 | Spinergy LX <input type="checkbox"/> Black <input type="checkbox"/> Red <input type="checkbox"/> Blue <input type="checkbox"/> White <input type="checkbox"/> Bright Orange <input type="checkbox"/> Flamingo Pink <input type="checkbox"/> Purple <input type="checkbox"/> Green..... | \$1,153 |
| | <input type="checkbox"/> 22"(501) - Std. Hub | |
| | <input type="checkbox"/> 24"(540) - Std. Hub | |
| | <input type="checkbox"/> 25"(559) - Std. Hub (Requires 15" minimum Seat Depth B.) | |
| | <input type="checkbox"/> 26"(590) - Std. Hub (Requires 15" minimum Seat Depth B. Not available with Quad Release Axles.) 1260, 1540 | |
| ZRW9 | Spinergy Design Lab LX Wheels (If same color is selected, anodized hubs and rims match color anodized package on page 1. Available with black spokes only.) | |
| | <input type="checkbox"/> Gold Anodize <input type="checkbox"/> Green Anodize <input type="checkbox"/> Blue Anodize <input type="checkbox"/> Red Anodize <input type="checkbox"/> Purple Anodize <input type="checkbox"/> Orange Anodize..... | \$1,928 |
| | <input type="checkbox"/> 22"(501) - Std. Hub | |
| | <input type="checkbox"/> 24"(540) - Std. Hub | |
| | <input type="checkbox"/> 25"(559) - Std. Hub (Requires 15" minimum Seat Depth B.) | |
| | <input type="checkbox"/> 26"(590) - Std. Hub (Requires 15" minimum Seat Depth B.) | |
| ZRW16 | Spinergy® Carbon Blade with 2x2 Twill Weave Carbon Fiber (Not available with Heavy Duty Frame.)..... | \$1,682 |
| | <input type="checkbox"/> 24"(540) | |
| | <input type="checkbox"/> 25"(559) (Requires 15" minimum Seat Depth B.) | |
| ZRW17 | X-Core Mag (Not available with Heavy Duty Frame, Short Tabs, Quad Release Axles, Spoke Guards or Omit Handrims Option. Requires Aluminum Sliver Anodized Handrims.)..... | \$121 |
| | <input type="checkbox"/> 20"(451) | |
| | <input type="checkbox"/> 22"(501) <input type="checkbox"/> 24"(540) | |

TiLite Z-Series Canadian Order Form – AADL #W396

Effective October 1, 2024 (New Items in Red)

MONO-TUBE RIGID FRAME

Page 6 of 8

AXLES

| | | |
|-------|--|-------|
| ZAXL1 | <input type="checkbox"/> Stainless Quick Release..... | STD |
| ZAXL2 | <input type="checkbox"/> Titanium Quick Release..... | \$318 |
| ZAXL3 | <input type="checkbox"/> Quad Release (Not available with Mag or 26"(590) Spinergy Spox or LX Rear Wheels.)..... | \$187 |

PNEUMATIC REAR TIRES

| | | |
|--------|---|-------|
| ZRTR1 | <input type="checkbox"/> Treaded 22"(501), 24"(540), and 26"(590)..... | STD |
| ZRTR2 | <input type="checkbox"/> Airless Inserts (Not available with Spinergy Carbon Blade Rear Wheels.)..... | \$99 |
| ZRTR31 | <input type="checkbox"/> MBL SpeedLite 20"(451), 22"(501), 24"(540), 25"(559) and 26"(590)..... | STD |
| ZRTR30 | <input type="checkbox"/> 24"(540), 25"(559) and 26"(590) Primo Sentinel..... | \$175 |
| ZRTR8 | <input type="checkbox"/> 24"(540), 25"(559) and 26"(590) Schwalbe® Marathon Plus Evolution..... | \$170 |
| ZRTR32 | <input type="checkbox"/> 24"(540) Primo C-763 Knobby..... | \$106 |

SOLID REAR TIRES (Not available with Spinergy Carbon Blade Rear Wheels.)

| | | |
|--------|---|-------|
| ZRTR22 | <input type="checkbox"/> 20"(451), 22"(501), 24"(540) and 25"(559) Primo Express..... | \$121 |
| ZRTR23 | <input type="checkbox"/> 24"(540) and 25"(559) Primo Active..... | \$148 |

HANDRIMS

| | | |
|---|---|-------|
| ZRIM1 | <input type="checkbox"/> Aluminum – Silver Anodized..... | STD |
| ZRIM21 | <input type="checkbox"/> Aluminum – Black Anodized..... | \$66 |
| ZRIM12 | <input type="checkbox"/> Titanium – Satin Finish (Not available with 20"(451) or 22"(501) Rear Wheels, or 24"(540) Knobby tires.)..... | \$536 |
| ZRIM10 | <input type="checkbox"/> The Surge (All-In-One Oval with Gription™ Strip, Larger Profile) (Not available with 20"(451) Rear Wheels.)..... | \$476 |
| ZRIM11 | <input type="checkbox"/> The Surge LT (All-In-One Oval with Gription™ Strip, Smaller Profile) (Not available with 20"(451) Rear Wheels.)..... | \$514 |
| ZRIM20 | <input type="checkbox"/> Q-Grip (Exclusive High-Friction, Anti-Slip Coating) (Not available with 20"(451) Rear Wheels.)..... | \$410 |
| The Natural-Fit® (Original, Larger Profile) (Not available with 20"(451) Rear Wheels.) | | |
| ZRIM14 | <input type="checkbox"/> Standard Grip (Not available with Short Tabs or Spinergy Carbon Blade Rear Wheels.)..... | \$454 |
| ZRIM15 | <input type="checkbox"/> Super Grip (Not available with Short Tabs or Spinergy Carbon Blade Rear Wheels.)..... | \$514 |
| ZRIM16 | <input type="checkbox"/> Without Thumb Grip..... | \$415 |
| The Natural-Fit® LT (Reduced Weight, Smaller Profile) (Not available with 20"(451) Rear Wheels.) | | |
| ZRIM17 | <input type="checkbox"/> Standard Grip (Not available with Short Tabs or Spinergy Carbon Blade Rear Wheels.)..... | \$546 |
| ZRIM18 | <input type="checkbox"/> Super Grip (Not available with Short Tabs or Spinergy Carbon Blade Rear Wheels.)..... | \$585 |
| ZRIM19 | <input type="checkbox"/> Without Thumb Grip..... | \$503 |

Additional Handrim Options

| | | |
|--------|--|-------|
| ZRIM5 | <input type="checkbox"/> Plastic Coated – Black..... | \$175 |
| ZRIM22 | <input type="checkbox"/> Omit Handrims..... | NCO |

Tab Length

| | | |
|-------|---|------|
| ZRIM7 | <input type="checkbox"/> Long Tabs..... | STD |
| ZRIM8 | <input type="checkbox"/> Short Tabs (Not available with Mag Rear Wheels or The Natural-Fit® Handrims with Thumb Grip.)..... | \$39 |

WHEEL LOCKS

| | | |
|---------|---|------|
| ZWLK7 | <input type="checkbox"/> Compact Composite Push to Lock (Available with .75" to 1.5" Rear Wheel Spacing) only.)..... | NCO |
| ZWLK8 | <input type="checkbox"/> Compact Composite Pull to Lock (Available with .75" to 1.5" Rear Wheel Spacing) only.)..... | NCO |
| Z2WLK10 | <input type="checkbox"/> Extension Handles for Compact Composite Push/Pull to Lock..... | \$94 |

Additional Wheel Locks

| | | |
|--------|---|-------|
| ZWLK11 | <input type="checkbox"/> MBL Composite Scissor Lock..... | \$225 |
| ZWLK3 | Uni-Lock Set At: <input type="checkbox"/> Push OR <input type="checkbox"/> Pull..... | \$181 |
| ZWLK4 | <input type="checkbox"/> Extension Handles for Uni-Lock..... | \$94 |
| ZWLK15 | <input type="checkbox"/> Grade Aids Push to Lock (Not available with solid rear tires)..... | \$252 |

CUSTOM CONFIGURATION OPTIONS

SIDE GUARDS

Aluminum

| | | | |
|-------|---|---|-------|
| ZSDG2 | <input type="checkbox"/> Rigid Removable | <input type="checkbox"/> Small OR <input type="checkbox"/> Std..... | \$318 |
| ZSDG3 | <input type="checkbox"/> Quad Removable w/Hole | <input type="checkbox"/> Small OR <input type="checkbox"/> Std..... | \$345 |
| ZSDG4 | <input type="checkbox"/> Fold Down Rigid | <input type="checkbox"/> Small OR <input type="checkbox"/> Std (Not available with Ergonomic Seat.)..... | \$410 |
| ZSDG6 | <input type="checkbox"/> Fendered Adjustable (Available with 24" and 25" Rear Wheels. Requires Rear Seat Height D of 14.5" to 18.5")..... | | \$437 |

2x2 Twill Weave Carbon Fiber

| | | | |
|--------|--|---|-------|
| ZSDG7 | <input type="checkbox"/> Rigid Removable | <input type="checkbox"/> Small OR <input type="checkbox"/> Std..... | \$372 |
| ZSDG8 | <input type="checkbox"/> Quad Removable w/Hole | <input type="checkbox"/> Small OR <input type="checkbox"/> Std..... | \$410 |
| ZSDG9 | <input type="checkbox"/> Fold Down Rigid | <input type="checkbox"/> Small OR <input type="checkbox"/> Std (Not available with Ergonomic Seat.)..... | \$558 |
| ZSDG12 | <input type="checkbox"/> Fendered Removable..... | | \$650 |

Available on Aluminum and Carbon Fiber Non-Fendered Side Guards

| | | |
|--------|--|-------|
| ZSDG13 | <input type="checkbox"/> Side Guards Custom Cut to Profile of Rear Wheels..... | \$345 |
|--------|--|-------|

TiLite Z-Series Canadian Order Form – AADL #W396

Effective October 1, 2024 (New Items in Red)

MONO-TUBE RIGID FRAME

Page 7 of 8

ARMRESTS (Desk Arms come with built-in Side Guards.)

| | | |
|-------|--|-------|
| ZARM1 | Swing Away Tubular <input type="checkbox"/> 6.5" to 9.5" OR <input type="checkbox"/> 9.5" to 12.5" (Not Available with Heavy Duty Frame or Height Adjustable Push Handles.) | \$284 |
| ZARM4 | <input type="checkbox"/> Swing Away Height Adjustable 8.5" to 11.5" - Flip Back Tubular (Not Available with Heavy Duty Frame.) | \$345 |
| ZARM2 | Removable Height Adjustable Desk Arm with Rigid Side Guard (Requires 14" minimum Seat Depth B. Not available with Ergonomic Seat.) | \$394 |
| | <input type="checkbox"/> 9" to 12" (22.9 to 30.5cm) OR <input type="checkbox"/> 12" to 15" (30.5-38.1cm) | |
| | <input type="checkbox"/> Standard Length Pad (10" (25.5cm)) OR <input type="checkbox"/> Full Length Pad (14" (35.5cm)) | |
| ZARM3 | Removable Height Adjustable Desk Arm with Rigid Side Guard and Transfer Loop (Requires 15" minimum Seat Depth B. Not Available with Ergonomic Seat.) | \$410 |
| | <input type="checkbox"/> 9" to 12" (22.9 to 30.5cm) OR <input type="checkbox"/> 12" to 15" (30.5-38.1cm) | |
| | <input type="checkbox"/> Standard Length Pad (10" (25.5cm)) OR <input type="checkbox"/> Full Length Pad (14" (35.5cm)) | |

Available Armrest Option

| | | |
|-------|---|-------|
| ZARM5 | <input type="checkbox"/> Covered in Black Ultrasuede (Not available with Desk Arms) | \$126 |
|-------|---|-------|

SEAT BELTS

| | | |
|--------|--|-------|
| ZBLT1 | <input type="checkbox"/> Velcro Adjustable, Black Nylon Webbing | \$61 |
| ZBLT2 | <input type="checkbox"/> Bodypoint® 2" Push-Button Buckle (Auto-Style.) | \$104 |
| ZBLT4 | <input type="checkbox"/> Bodypoint® 1" Wide Push-Button Buckle Padded (Auto-Style.) (Not available with 19" or 20" Rear Seat Widths A.) | \$187 |
| ZBLT5 | <input type="checkbox"/> Bodypoint® 1.5" Wide Push-Button Buckle Padded (Auto-Style.) (Not available with 19" or 20" Rear Seat Widths A.) | \$187 |
| ZBLT8 | <input type="checkbox"/> Q'Strain® WC-19 Wheelchair-Anchored Pelvic Belt (Recommended for use with Transit Tie Down. Not Available with ZR.) | \$219 |
| ZBLT10 | <input type="checkbox"/> Bodypoint® Optional Band Clamp Mounting Hardware | \$22 |
| ZBLT16 | <input type="checkbox"/> Bodypoint® EvoFlex® Pelvic Stabilizer Push Button | \$263 |

CALF STRAP

| | | |
|-------|--|------|
| ZCLF2 | Velcro Adjustable | \$50 |
| | <input type="checkbox"/> Xtra Small (Recommended for 6" - 9" Footrest Widths.) | |
| | <input type="checkbox"/> Small (Recommended for 9" - 12" Footrest Widths.) | |
| | <input type="checkbox"/> Medium (Recommended for 11" - 15" Footrest Widths.) | |
| | <input type="checkbox"/> Large (Recommended for 14" - 17" Footrest Widths.) | |
| | <input type="checkbox"/> Xtra Large (Recommended for 16" - 19" Footrest Widths.) | |
| ZCLF3 | Bodypoint® Padded Velcro Adjustable | \$88 |
| | <input type="checkbox"/> Small (Recommended for 8" - 11" Footrest Widths.) | |
| | <input type="checkbox"/> Medium (Recommended for 11" - 15" Footrest Widths.) | |
| | <input type="checkbox"/> Large (Recommended for 16" - 19" Footrest Widths.) | |
| ZCLF1 | <input type="checkbox"/> Buckle Adjustable, Black Nylon Webbing | \$34 |

RESIDUAL LIMB SUPPORT

| | | |
|-------|---|---------|
| ZRSL1 | <input type="checkbox"/> Residual Limb Support <input type="checkbox"/> Left OR <input type="checkbox"/> Right (8" width x 10" length) | \$563 |
| ZRSL2 | <input type="checkbox"/> Residual Limb Support Pair (8" width x 10" length) | \$1,126 |

BACKPACK

| | | |
|-------|--|-------|
| ZBCK3 | <input type="checkbox"/> Black Permobil Backpack | \$104 |
|-------|--|-------|

SEAT POUCH

| | | |
|-------|--|-------|
| ZPCH3 | <input type="checkbox"/> Black Permobil Seat Pouch | \$66 |
| ZPCH4 | <input type="checkbox"/> Bodypoint® Mobility Bag | \$143 |

SPOKE GUARDS

| | | |
|-------|---|-------|
| ZGRD1 | <input type="checkbox"/> Clear Lexan with TiMotion Logo (Not available with Mag Rear Wheels.) | \$148 |
|-------|---|-------|

CUSTOM CONFIGURATION OPTIONS

ANTI-TIPS

| | | |
|-------|--|-------|
| ZTIP1 | <input type="checkbox"/> Rear Aluminum - Black | \$214 |
| ZTIP7 | <input type="checkbox"/> Black Aluminum Single | \$110 |
| | Mount on <input type="checkbox"/> Left Side or <input type="checkbox"/> Right Side | NCO |
| ZTIP2 | <input type="checkbox"/> User Friendly Flip-up Pair | \$394 |
| ZTIP8 | <input type="checkbox"/> User Friendly Flip-up Single | \$187 |
| | Mount on <input type="checkbox"/> Left Side or <input type="checkbox"/> Right Side | NCO |

ACCESSORIES

| | | |
|--------|---|-------|
| ZUEST1 | Upper Extremity Support Tray <input type="checkbox"/> 12" to 14" OR <input type="checkbox"/> 13" to 15" Seat Widths A (Requires Armrests.) | \$318 |
| ZLUG1 | <input type="checkbox"/> Luggage Carriers | \$160 |
| ZMPCT2 | Neoprene Impact Guards with Ultrasuede Stripe <input type="checkbox"/> Black | \$116 |
| ZCH1 | <input type="checkbox"/> Crutch Holder | \$160 |

TiLite Z-Series Canadian Order Form – AADL #W396

Effective October 1, 2024 (New Items in Red)

MONO-TUBE RIGID FRAME

Page 8 of 8

GENERAL

More options and frame modifications may be available through our Creative Mobility Division! Please contact customer service for details or [click here](#) to view options.

Permobil manufactures TiLite manual wheelchairs in a wide variety of configurations to meet the varied needs of wheelchair users. The final selection of a particular model, its options and accessories, and its measurements rests solely with the wheelchair user and advising healthcare professional. These wheelchairs must be fitted by a qualified healthcare professional.

Get the latest order forms at permobilus.com. Prices, standard features, options and accessories are subject to change without notice. All rights reserved. Trademarks are identified by symbols™ and ®. TiLite, TiFit, the TiLite logo, Ti, the Ti logo, and TiShaft are registered trademarks of TiSport, LLC and are licensed to Permobil. Permobil® is a registered trademark of Permobil. Adobe®, Acrobat®, Acrobat Professional® and Reader® are registered trademarks of Adobe Systems Inc. Bodypoint® is a registered trademark of Bodypoint Inc. Kenda® is a registered trademark of Kenda Rubber Industrial Co. Ltd. ROHO®, AGILITY®, Low Profile® and Quadtro Select® are registered trademarks of ROHO Inc. Schwalbe® is a registered trademark of Ralf Bohle GmbH. The Natural-Fit® and Out-Front® are registered trademarks of Three Rivers Holdings, LLC. The ACTA-BACK®, ACTA-EMBRACE™, COMFORT-TEK™, COMPASS®, CURVE®, ELEMENTS®, and STRETCH AIR™ are registered trademarks of THE COMFORT COMPANY® and are licensed to Permobil. Q'Straint® is a registered trademark of Q'Straint Inc.

NOTES

QUOTE THIS CHAIR

If you are using Adobe Acrobat, this order form may be converted into a quote request or into an order by clicking one of the buttons (this feature is available exclusively to Permobil dealers and distributors). A Quote or an Order Confirmation will be sent to you within 24 hours.

ORDER THIS CHAIR