


E-Pacer dimensions

User dimensions (inches)		K660
Girth		22 min – 55 max
 Key user dimension: girth Important: User's weight or height must not exceed: 350 lb or 77 inches		
Item dimensions (inches)		K660 E-Pacer
Overall length		44¾
Overall width		31½ – 51¾
Overall height		32¾ – 59
E-Pacer frame weight (lb)		72
Turning diameter		50
Floor to top of base leg for furniture clearance		8¾
Min. user armpit height (when standing or ambulating)		31½
Max. user height (when standing or ambulating)		77
Max. working load (lb)		350

Pelvic support

User dimensions (inches)

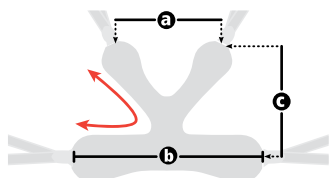
Indicated by the red arrow below

Key user dimension:

half of thigh circumference

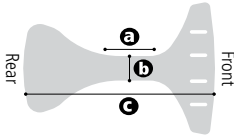
measured at the groin.

K306 small	K316 med.	K326 large
6–10	8–14	10–18



Product dimensions (inches)			
K306 small	K316 med.	K326 large	
a	8½	12	13½
b	16	20	25
c	9	12	14

Hip positioner

Product dimensions (inches) – without pad		
		
K667 small	K668 large	
a Crotch length	2½	3½
b Width	1¼	1¾
c Length	9	11

The E-Pacer comes in
your choice of five colors.



Red



Blue



Gray



Lime



Pink



Retail order form - January 2023

Use dimension chart to select appropriate size.

All Rifton products are made to order and are non-returnable and non-exchangeable.



		K660	
* Frame includes one battery, one battery charger and charger power cord. (International power cords available on request.)		K661	\$7,450 <input type="checkbox"/>
* Color		CHOOSE	Red <input type="checkbox"/>
			Blue <input type="checkbox"/>
			Gray <input type="checkbox"/>
			Lime <input type="checkbox"/>
			Pink <input type="checkbox"/>
Scale (must be chosen at the time of the original purchase. It cannot be added later.)		K662	\$1,771 <input type="checkbox"/>
Odometer		K663	\$299 <input type="checkbox"/>
Front handle		K665	\$575 <input type="checkbox"/>
Switch pole		K666	\$384 <input type="checkbox"/>
Arm supports (pair)	CHOOSE	Small arm prompts	K305 \$846 <input type="checkbox"/>
		Large arm prompts	K315 \$975 <input type="checkbox"/>
		Arm platforms	K397 \$738 <input type="checkbox"/>
		Arm platforms with handgrips	K396 \$845 <input type="checkbox"/>
Hip positioner	CHOOSE	Small	K667 \$520 <input type="checkbox"/>
		Large	K668 \$575 <input type="checkbox"/>
Hip positioner pad	CHOOSE	Small	K541 \$180 <input type="checkbox"/>
		Large	K542 \$237 <input type="checkbox"/>
Pelvic support	CHOOSE	Small	K306 \$424 <input type="checkbox"/>
		Medium	K316 \$477 <input type="checkbox"/>
		Large	K326 \$508 <input type="checkbox"/>
Thigh straps	CHOOSE	Narrow	K308 \$130 <input type="checkbox"/>
		Wide	K338 \$130 <input type="checkbox"/>
Ankle prompts		K684	\$423 <input type="checkbox"/>
Additional battery		K307	\$235 <input type="checkbox"/>
Additional thigh straps	CHOOSE	Narrow single	K318 \$66 <input type="checkbox"/>
		Narrow pair	K308 \$130 <input type="checkbox"/>
		Wide single	K328 \$66 <input type="checkbox"/>
		Wide pair	K338 \$130 <input type="checkbox"/>
Rifton accessories tote		K522	\$139 <input type="checkbox"/>
Total		K660	\$ _____

* Required