

# International TiLite Z-Series Order Form

Effective November 18, 2019 (New Items in Red)

MONO-TUBE RIGID FRAME

Page 1 of 8

DEALER INFORMATION		RTS INFORMATION	
Dealer:	Account #:	RTS:	Phone:
PO:	Ordered By:	Email:	
Email:		SHIP TO INFORMATION	
Mark For:	User Weight:	Name:	Ship Via:
TiLite Sales Rep:		Address:	
TiLite Information:	Promo Code:	City:	State: Zip:
Ship Date:	Order #:	Phone:	Fax:

More options and frame modifications may be available through our Creative Mobility Division! Please contact customer service for details or [click here](#) to view options.

Please Email or Fax to the Permobil Manual Customer Service Team at [tilitesales@permobil.com](mailto:tilitesales@permobil.com) or 866.586.2413 / 509.586.2413



## FRAME STYLE

- AZFS1 ☐ **Aero Z Aluminum Frame** (Full Adjustability. 265 Pound Weight Limit. 150 Pound Weight Limit for Rear Seat Width **A** and Seat Depth **B** of 10"x10" to 12"x12". For Rear Seat Width **A** and Seat Depth **B** of 15" or greater, use K0005. For Rear Seat Width **A** and Seat Depth **B** of less than 15", use E1235.).....\$2,320
- Z2FS2 ☐ **ZRA Titanium Frame** (Full Adjustability. 265 Pound Weight Limit. 150 Pound Weight Limit for Rear Seat Width **A** and Seat Depth **B** of 10"x10" to 12"x12". For Rear Seat Width **A** and Seat Depth **B** of 15" or greater, use K0005. For Rear Seat Width **A** and Seat Depth **B** of less than 15", use E1235.).....\$3,470
- Z2FS1 ☐ **ZR Titanium Frame Ultimate TiFIT** (Minimal Adjustability. 265 Pound Weight Limit. 150 Pound Weight Limit for Rear Seat Width **A** and Seat Depth **B** of 10"x10" to 12"x12". For Rear Seat Width **A** and Seat Depth **B** of 15" or greater, use K0005. For Rear Seat Width **A** and Seat Depth **B** of less than 15", use E1235.).....\$3,820
- ZHDR1 ☐ **Heavy Duty Frame** (Not available on Aero Z. Available on ZR and ZRA only. 300 Pound Weight Limit. No charge when 20" Rear Seat Width **A** and 20" Seat Depth **B** are selected. Includes Tension Adjustable by Straps Back Upholstery. Requires Folding Aluminum Adjustable Height Backrest, Billet Aluminum Front Wheels, Shadow or Spinergy SPOX Rear Wheels. LX Rear Wheels only available with 0 or 2 degree camber. Not available with SuperLite Edition, Slipstream Fork, Velcro Adjustable Upholstery, Swing Away Tubular Armrest or Swing Away Flip Back Tubular Armrest.).....\$440
- ZRFR1 ☐ **Reinforced Frame** (No charge when 20" Rear Seat Width **A** and 20" **B** Seat Depth are selected.).....\$340

## TRANSIT OPTION

- (Please refer to the ZRA Transit Tie-Down Option Brochure for important information regarding the Transit Tie-Down Option. Not Available with ZR.)
- ZTTDO3 ☐ **Transit Tie-Down** (Consists of four Tie-Down Brackets, two Pelvic Belt Mounting Brackets and Reinforced Frame.).....\$345
- (Please refer to the ZR Transport Bracket Supplement for important information regarding the Transit Options. Not Available with ZR.)
- ZWTB ☐ **Transport Bracket Option** (Consists of four Tie-Down Brackets. Unoccupied use only.).....\$360

## FRAME FINISHES

- ZFF1 ☐ **Satin** (Available with Titanium Frame only.).....STD
- ZSCBT1 ☐ **Satin Finish Buffing Pads**.....\$15
- ZFF3 ☐ **Tattooed Titanium™ and Aluminum** (Tattoos on front frame tubes. Titanium frame finished in Satin. Aluminum frame is tattooed on blasted aluminum with a clear coat. Tattoos will be trimmed and adjusted to fit your frame.).....\$335
- ZFF45 ☐ **Need for Speed**
- ZFF44 ☐ **Flower Garden**
- ZFF43 ☐ **Mosaic**

## FRAME FINISHES

- |                             |  |   |  |
|-----------------------------|--|---|--|
| <b>High Gloss Paint</b>     | <input type="checkbox"/> ZFF8 Super Wet Black      | <input type="checkbox"/> ZFF10 TiLite Red         | <input type="checkbox"/> ZFF29 Neon Pink           |
| <b>Metallic Paint</b>       | <input type="checkbox"/> ZFF14 Ocean Blue Metallic | <input type="checkbox"/> ZFF15 Tangerine Metallic | <input type="checkbox"/> ZFF30 Acid Green Metallic |
| <b>Pearlescent Paint</b>    | <input type="checkbox"/> ZFF17 Midnight Blue Pearl | <input type="checkbox"/> ZFF18 White Pearl        |  |
| <b>Matte Paint</b>          | <input type="checkbox"/> ZFF19 Black Lava          | <input type="checkbox"/> ZFF27 Titanium Grey      |  |
| <b>Candy Paint</b>          | <input type="checkbox"/> ZFF22 Ruby Red            | <input type="checkbox"/> ZFF23 Azure Blue         | <input type="checkbox"/> ZFF25 Electric Plum       |
| <b>Matte Textured Paint</b> | <input type="checkbox"/> ZFF40 Hyper Blue          | <input type="checkbox"/> ZFF41 Flame Orange       | <input type="checkbox"/> ZFF42 OD Green.....STD    |

## COLOR ANODIZE PACKAGE

(Color Anodize Package includes: Aluminum Camber Tube (Color Anodize not available with Power Adaptable Camber Tube), Camber Mount, Footrest Clamp, Caster Mount, Footrest Clamp, Caster Fork, Caster Cap and Agility Carbon Back clamps. If no anodize color is selected, the default will be black.)

- ☐ ZANO1 Black.....STD
- ☐ ZANO5 Sapphire ☐ ZANO3 Red Pepper ☐ ZANO6 Burnt Orange ☐ ZANO8 Ultraviolet ☐ ZANO9 Fuchsia.....\$170



Permobil.com  
2701 West Court Street | Pasco, Washington 99301  
509.586.6117 Tel | 800.545.2266 Toll-Free  
509.586.2413 Fax | 866.586.2413 Toll-Free Fax

TiLite® OF0030i Z Series 0419RevO

# International TiLite Z-Series Order Form

Effective November 18, 2019 (New Items in Red)

MONO-TUBE RIGID FRAME

Page 2 of 8

## TiFit: TAILORED INDIVIDUALIZED FRAME

**REAR SEAT WIDTH ①** Measure from outside of seat tube at back post to the outside of the opposite seat tube at back post.

- ZSW4 ☐ 10" (25.4cm) ☐ 11" (27.9cm) ☐ 12" (30.5cm) ☐ 13" (33cm) ☐ 14" (35.6cm) ☐ 15" (38.1cm)  
☐ 16" (40.6cm) ☐ 17" (43.2cm) ☐ 18" (45.7cm) ☐ 19" (48.3cm),..... **STD**  
 ZSW2 ☐ 20" (HCPCS code only applies to 20" Rear Seat Width ① ),..... **\$495**

**FRONT SEAT WIDTH (SEAT TAPER) ①** Measure from inside of front frame tube to inside of opposite front frame tube. (Required with V-Front End ①. Not Available with Standard Front End ①.)

- ZFSW1 ☐ No Taper (2.5" (6.4cm) Narrower than Rear Seat Width ①),..... **STD**  
 ZFSW3 ☐ 1.5" (3.8cm) Taper (4" (10.2cm) Narrower than Rear Seat Width ①. Includes Tension Adjustable by Straps Seat Upholstery. Not available with 10" (25.54cm) and 11" (27.9cm) Seat Widths ①),..... **\$280**

**SEAT DEPTH ①** Measure from front of back post to the front edge of seat sling. Frame bend will start .5" in front of seat sling unless Custom Frame Depth is specified, or the combination of specifications affect the rolling dynamics of the chair.

- ZSD1 ☐ 10" (25.4cm) ☐ 11" (27.9cm) ☐ 12" (30.5cm) ☐ 13" (33cm) ☐ 14" (35.6cm) ☐ 15" (38.1cm)  
☐ 16" (40.6cm) ☐ 17" (43.2cm) ☐ 18" (45.7cm) ☐ 19" (48.3cm),..... **STD**  
 ZSD2 ☐ 20" (50.8cm),..... **\$520**  
 ZSD3 ☐ Custom Frame Depth: \_\_\_\_\_" Frame Depth Longer or Shorter Than Seat Depth ① Measure from front of seat sling to beginning of frame bend. Ranges from 0.5" to 2" and can be given as specific as 1/4" increments. A Custom Frame Depth outside specified range may be available through our Creative Mobility Division. A Custom Frame Depth of 20" will have an additional charge.),..... **NCO**

**ERGONOMIC SEAT ①** Measure from front of back post to beginning of upward bend of seat tube.

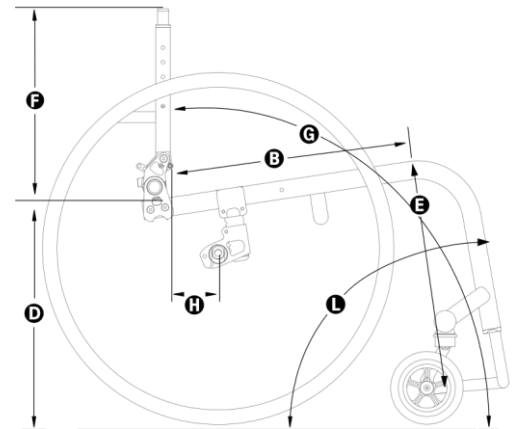
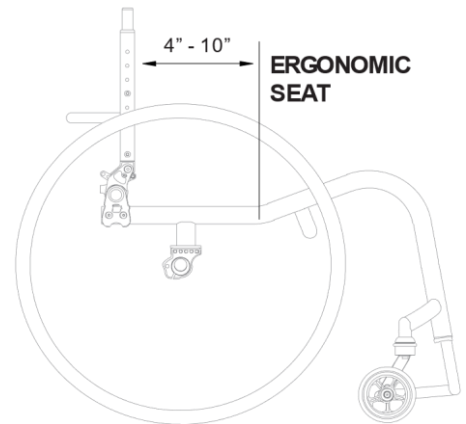
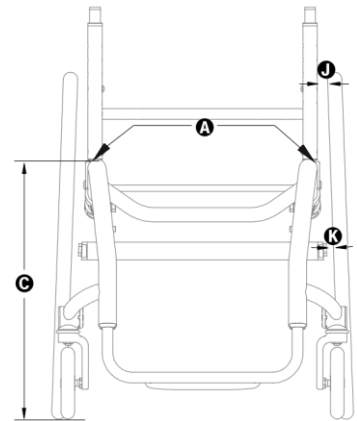
- ZERG1 ☐ ZR Ergonomic Seat (Not available with Tension Adjustable Bolt On Seat Upholstery)  
☐ 5" (12.7cm) ☐ 6" (15.2cm) ☐ 7" (17.8cm) ☐ 8" (20.3cm) ☐ 9" (22.9cm),..... **\$410**  
 ZERG2 ☐ Aero Z and ZRA Ergonomic Seat (Center of Gravity adjustment may be affected by this option. Not available with V-Front or Seat Taper, Seat Back that Locks When Folded, Desk Arms, Depth Adjustable Backrests, Fold Down Rigid Sideguards, Fendered Adjustable Sideguards, Solid Seat, Tension Adjustable Bolt On Seat Upholstery, or the Curve cushion.)  
☐ 6" (15.2cm) (Minimum Seat Depth ③ 12") ☐ 7" (17.8cm) (Minimum Seat Depth ③ 12")  
☐ 8" (20.3cm) (Minimum Seat Depth ③ 13") ..... **\$410**

**FRONT SEAT HEIGHT ①** Measure from floor to top of seat tube at front edge of seat sling. ZRA adjusts up and down in .5" increments.

- ZFSH1 ☐ 16" (40.6cm) ☐ 16.5" (41.9cm) ☐ 17" (43.2cm) ☐ 17.5" (44.5cm) ☐ 18" (45.7cm)  
☐ 18.5" (47cm) ☐ 19" (48.3cm) ☐ 19.5" (49.5cm) ☐ 20" (50.8cm) ☐ 20.5" (52.1cm)  
☐ 21" (53.3cm),..... **STD**

**REAR SEAT HEIGHT ①** Measure from floor to top of seat tube at back post. ZRA adjusts up and down in 1/2" increments.

Rear Wheel Size	Rear Seat Height
20"	12.5" - 18.5" (31.8 - 47cm)
22"	14.0" - 19" (35.6 - 48.3cm)
24"	14.5" - 20" (36.8 - 50.8cm)
25"	14.5" - 20" (36.8 - 50.8cm)
26"	15.5" - 20" (39.4 - 50.8cm)



## TiFit: TAILORED INDIVIDUALIZED FRAME

- ZRSH1 ☐ 12.5" (31.8cm) ☐ 13" (33cm) ☐ 13.5" (34.3cm) ☐ 14" (35.6cm) ☐ 14.5" (36.8cm) ☐ 15" (38.1cm)  
☐ 15.5" (39.4cm) ☐ 16" (40.6cm) ☐ 16.5" (41.9cm) ☐ 17" (43.2cm) ☐ 17.5" (44.5cm) ☐ 18" (45.7cm) ☐ 18.5" (47cm)  
☐ 19" (48.3cm) ☐ 19.5" (49.5cm) ☐ 20" (50.8cm),..... **STD**

**FRONT ANGLE ①** Measure from frame front to floor.

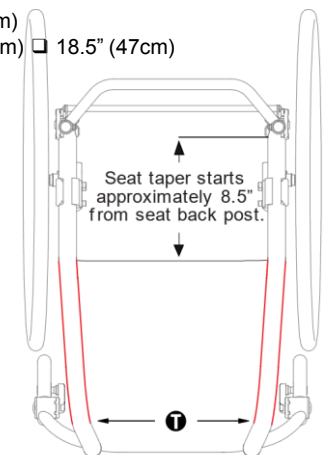
- ZFA1 ☐ 70° ☐ 75° ☐ 80° ☐ 85° (Not available with 6" Front Wheels.) ☐ 90° (Not available with 5" or 6" Front Wheels.),..... **STD**

**SEAT TO FOOTEST ③/FOOTESTS** Measure from front edge of seat sling to top rear of footrest.

**Standard Footrests** Measurement must be at least 2" shorter than Front Seat Height ①.

- ☐ 13.5" (34.3cm) ☐ 14" (35.6cm) ☐ 14.5" (36.8cm) ☐ 15" (38.1cm) ☐ 15.5" (39.4cm) ☐ 16" (40.6cm)  
☐ 16.5" (41.9cm) ☐ 17" (43.2cm) ☐ 17.5" (44.5cm) ☐ 18" (45.7cm) ☐ 18.5" (47cm) ☐ 19" (48.3cm)

- ZFTR3 ☐ Angle Adjustable Footrest,..... **STD**  
 ZFTR1 ☐ Titanium Footrest w/Flat ABS Cover,..... **\$195**  
 ZFTR2 ☐ Titanium Open Loop Footrest,..... **\$260**



# International TiLite Z-Series Order Form

Effective November 18, 2019 (New Items in Red)

MONO-TUBE RIGID FRAME

Page 3 of 8

## TiFit: TAILORED INDIVIDUALIZED FRAME

- ZFTR12 ☐ Flip-Back Footrest (Not available with 10" or 11" Rear Seat Width ❶, Heavy Duty Frame, ABS Cover with 2" Sides or Front Roller.).....\$215
- High Mount Footrest**
- ☐ 7"-9" ☐ 9"-11" ☐ 11"-13" Set at \_\_\_\_\_ (Use 1/2" increments)
- ZFTR4 ☐ Angle Adjustable High Mount Footrest.....\$100

**FOOTREST WIDTH ❶ or ❷** Select either a Standard Front End ❶ if no Seat Taper ❶ is selected or a V-Front End ❷ if a Seat Taper ❶ is selected.

**STANDARD FRONT END ❶** Find your Rear Seat Width ❶ in the Chart below and select one of the options to the right. Measure from inside of front frame tube to inside of opposite front frame tube. (Not available with Front Seat Width (Seat Taper) ❶.)

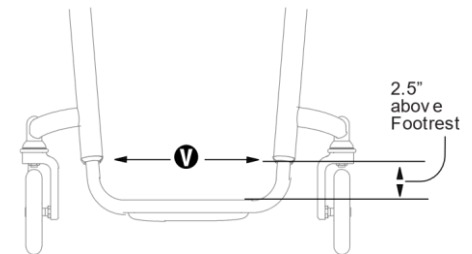
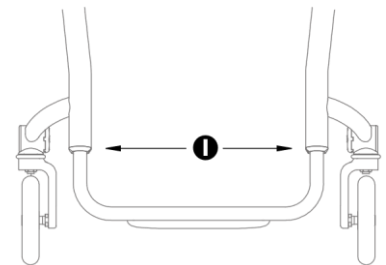
ZFE1 ☐ NO V-Front Taper (Required when both Heavy Duty Frame and Seat Taper ❶ are selected.).....STD

REAR SEAT WIDTH ❶ (Outside Measurement)	FOOTREST WIDTH ❶		
	No Taper (2.5" Narrower than Rear Seat Width)	1.5" Taper (4" Narrower than Rear Seat Width)	3.5" Taper (6" Narrower than Rear Seat Width)
10"	<input type="checkbox"/> 7.5"		
11"	<input type="checkbox"/> 8.5"		
12"	<input type="checkbox"/> 9.5"	<input type="checkbox"/> 8"	
13"	<input type="checkbox"/> 10.5"	<input type="checkbox"/> 9"	
14"	<input type="checkbox"/> 11.5"	<input type="checkbox"/> 10"	
15"	<input type="checkbox"/> 12.5"	<input type="checkbox"/> 11"	<input type="checkbox"/> 9"
16"	<input type="checkbox"/> 13.5"	<input type="checkbox"/> 12"	<input type="checkbox"/> 10"
17"	<input type="checkbox"/> 14.5"	<input type="checkbox"/> 13"	<input type="checkbox"/> 11"
18"	<input type="checkbox"/> 15.5"	<input type="checkbox"/> 14"	<input type="checkbox"/> 12"
19"	<input type="checkbox"/> 16.5"	<input type="checkbox"/> 15"	<input type="checkbox"/> 13"
20"	<input type="checkbox"/> 17.5"	<input type="checkbox"/> 16"	<input type="checkbox"/> 14"

OR

**V-FRONT END ❷** Measure from inside of front frame tube to inside of opposite front frame tube 2-1/2" above footrest. (Required with Front Seat Taper ❶. Titanium Footrests have 1" of adjustment up and down. Not available with Ergonomic Seat frames.)

- ZFE2 ☐ V-Front Taper.....\$115
- ☐ 9" (22.9cm) ☐ 10" (25.54m) ☐ 11" (27.9cm)
- ☐ 12" (30.5cm) ☐ 13" (33cm) ☐ 14" (35.6cm)
- ☐ 15" (38.1cm)



## BACK UPHOLSTERY

- ZBUP2 ☐ Velcro Adjustable (Not available with Fold-Down Push Handles.).....STD
- Tension Adjustable by Straps** (Required with Fold-Down Push Handles.)
- ZBUP3 ☐ Padded Nylon.....\$110
- ZBUP5 ☐ AIR Breathable Upholstery (Not available with Ultrasuede Backrest Stripe.).....\$195
- ZUPC3 Ultrasuede Backrest Stripe ☐ Black.....\$100
- ZBUP0 ☐ Omit Back Upholstery.....NCO

**SEAT BACK TYPE/PUSH HANDLES/SEAT BACK HEIGHT ❸** Measure from top of back post to top of seat tube at rear of frame.

- ZSB1 ☐ Folding Aluminum Adjustable Height w/Precision Lock Back (Required for Heavy Duty Frame.).....STD
- ZSB2 ☐ Folding Titanium Adjustable Height w/Precision Lock Back and Rounded Rigidizer Bar (Titanium back will match Frame Finish. Not available with Bolt-On Push Handles.).....\$195
- ZSB15 ☐ Non-Folding, Fixed Height Titanium with New Rounded Rigidizer Bar (Not Available with Aero Z, ZRA or Transport bracket. Titanium back will match Frame Finish.).....\$280

**TISHAFT™ BACK RELEASE BARS** (Not available with Non-Folding, Fixed Height Titanium Back.)

- ZSB3 ☐ Aluminum.....STD
- ZSB5 ☐ Carbon Fiber.....\$70

## PUSH HANDLES

- ZSB6 ☐ Integrated Push Handles.....NCO
- ZSB7 ☐ Integrated Fold-Down Push Handles (Requires Tension Adjustable by Straps Back Upholstery.).....\$115
- ZSB8 ☐ Bolt-On Push Handles (Includes 4" Deep Backrest Rigidizer Bar. Not available with Ti Back.).....\$195
- ZSB9 ☐ Bolt-On Height-Adjustable Push Handles (Includes 4" Deep Backrest Rigidizer Bar. Not available with Ti Back.).....\$335

# International TiLite Z-Series Order Form

Effective November 18, 2019 (New Items in Red)

MONO-TUBE RIGID FRAME

Page 4 of 8

## TiFit: TAILORED INDIVIDUALIZED FRAME

### FOLDING SEAT BACK HEIGHT ① (ZSB1 and ZSB2)

Push Handles (Selected Above)	Short	Medium	Tall	Set at: (Use ½" increments)
None/ Bolt-On	<input type="checkbox"/> 9.5"-12.5" (24.1-31.7cm)	<input type="checkbox"/> 13"-17.5" (33.0-44.4cm)	<input type="checkbox"/> 17"-21.5" (33.0-44.4cm)	Set at: _____
Integrated	<input type="checkbox"/> 11.5"-13.5" (29.2-34.2cm)	<input type="checkbox"/> 14.5"-17.5" (36.8-44.4cm)	<input type="checkbox"/> 18.5"-21.5" (46.9-54.6cm)	Set at: _____
Integrated Fold-Down	<input type="checkbox"/> 14"-16" (35.5-40.6cm)	<input type="checkbox"/> 15.5"-19.5" (39.3-49.5cm)	<input type="checkbox"/> 19.5"-22" (49.5-55.8cm)	Set at: _____

**NON-FOLDING, FIXED-HEIGHT ② TITANIUM SEAT BACK** with Rounded Rigidizer Bar (ZSB15) (Titanium back will match Frame Finish. Required for fixed Side Guards. Not available with Aero Z, ZRA, Swing Away Tubular or Swing Away - Flip Back Tubular Armrests and Integrated Push Handles, Integrated Fold-Down Push Handles or Bolt-On Height Adjustable Push Handles.)

☐ 8" (20.3cm) ☐ 8.5" (21.6cm) ☐ 9" (22.9cm) ☐ 9.5" (24.1cm) ☐ 10" (25.4cm) ☐ 10.5" (26.7cm) ☐ 11" (27.9cm)  
☐ 11.5" (29.2cm) ☐ 12" (30.5cm) ☐ 12.5" (31.8cm) ☐ 13" (33cm) ☐ 13.5" (34.3cm) ☐ 14" (35.6) ☐ 14.5" (36.8cm)  
☐ 15" (38.1cm) ☐ 15.5" (39.4cm) ☐ 16" (40.6cm) ☐ 16.5" (41.9cm) ☐ 17" (43.2cm) ☐ 17.5" (44.5cm) ☐ 18" (45.7cm)  
☐ 18.5" (47cm) ☐ 19" (48.3cm) ☐ 19.5" (49.5cm) ☐ 20" (50.8cm)

### AVAILABLE ON ALL BACKS

ZSB11	<input type="checkbox"/> Backrest that Locks when Folded (Not available with Ergonomic Seat.)	STD
ZSB12	<input type="checkbox"/> 4" (10 cm) Deep Backrest Rigidizer Bar (Required with Heavy Duty Frame. Not available with a Non-Folding, Fixed Height Titanium Seat Back Type. 4" Deep Rigidizer Bar is NOT a rounded style rigidizer bar.)	NCO
ZSB16	<input type="checkbox"/> Depth Adjustable Back/Frame (Seat Depths ③ of 10"-18" allow 2" of rearward adjustment. Height Adjustable Push Handles have a limited height range with Depth Adjustable Back. Not Available with 19" or 20" Seat Depths ③, Heavy Duty Frame, Tension Adjustable By Straps Seat Upholstery or Carbon Fiber Side Guards.)	\$205

### SEAT BACK ANGLE ④ Measure angle from front of back post to floor.

ZSBA1	<b>Folding Back</b>	
	<input type="checkbox"/> 80° <input type="checkbox"/> 83° <input type="checkbox"/> 86° <input type="checkbox"/> 89° <input type="checkbox"/> 92° <input type="checkbox"/> 95° <input type="checkbox"/> 98° <input type="checkbox"/> 101°	STD
ZSBA1	<b>Non-Folding Back</b>	
	<input type="checkbox"/> 80° <input type="checkbox"/> 81° <input type="checkbox"/> 82° <input type="checkbox"/> 83° <input type="checkbox"/> 84° <input type="checkbox"/> 85° <input type="checkbox"/> 86° <input type="checkbox"/> 87° <input type="checkbox"/> 88° <input type="checkbox"/> 89° <input type="checkbox"/> 90° <input type="checkbox"/> 91° <input type="checkbox"/> 92° <input type="checkbox"/> 93° <input type="checkbox"/> 94° <input type="checkbox"/> 95° <input type="checkbox"/> 96° <input type="checkbox"/> 97° <input type="checkbox"/> 98° <input type="checkbox"/> 99° <input type="checkbox"/> 100° <input type="checkbox"/> 101°	NCO

### CENTER OF GRAVITY ⑤ Measure from front of back post at the seat tube to the center of the rear axle. If no center of gravity is selected, chair will ship with the center of gravity in the rearward-most position.

ZCOG1	<input type="checkbox"/> 0" <input type="checkbox"/> .25" (.6cm) <input type="checkbox"/> .5" (1.3cm) <input type="checkbox"/> .75" (1.9cm) <input type="checkbox"/> 1" (2.5cm) <input type="checkbox"/> 1.25" (3.2cm) <input type="checkbox"/> 1.5" (3.8cm) <input type="checkbox"/> 1.75" (4.4cm) <input type="checkbox"/> 2" (5.1cm) <input type="checkbox"/> 2.25" (5.7cm) <input type="checkbox"/> 2.5" (6.4cm) <input type="checkbox"/> 2.75" (7cm) <input type="checkbox"/> 3" (7.6cm) <input type="checkbox"/> 3.25" (8.3cm) <input type="checkbox"/> 3.5" (8.9cm) <input type="checkbox"/> 3.75" (9.5cm) <input type="checkbox"/> 4" (10.2cm) <input type="checkbox"/> 4.25" (10.8cm) <input type="checkbox"/> 4.5" (11.4cm) <input type="checkbox"/> 4.75" (12.1cm) <input type="checkbox"/> 5" (12.7cm)	STD
-------	--	-----

### REAR WHEEL SPACING ⑥/PLUGS Measure from outside of seat back post to inside of rear tire. 0.5" Rear Wheel Spacing on ZR not available with 0° or 2° Camber. ZRA 0.75" Rear Wheel Spacing not available with 0° or 2° Camber ⑦. Ergonomic Seat selection may limit available center of gravity.

ZRWS1	<input type="checkbox"/> .75" (1.9cm) <input type="checkbox"/> 1" (2.5cm) <input type="checkbox"/> 1.25" (3.2cm)	STD
ZCBR12	<input type="checkbox"/> Adjustable Rear Wheel Spacing Camber Plugs (Not available with Power Adaptable Frame.)	STD
ZCBR9	<input type="checkbox"/> Additional Spacers to Increase Rear Wheel Spacing	NCO
ZCBR11	<input type="checkbox"/> Zero Play Aluminum Camber Plugs (Not available with Power Adaptable Frame or more than 6° of Camber ⑧.)	NCO

### SEAT UPHOLSTERY

ZSUP1	<input type="checkbox"/> Tension Adjustable Bolt On (Not available with Ergonomic Seat or Tapered Seat ⑨. Black only.)	STD
ZSUP2	<input type="checkbox"/> Tension Adjustable by Straps (Standard with Ergonomic Seat and Front Seat Width (Seat Taper) ⑩ of 1", 2" or 3". Black upholstery only.)	\$170
ZSUP8	<input type="checkbox"/> Aluminum Solid Seat (Not available with 10" or 11" Rear Seat Width ⑪ or Ergonomic Seat ⑩.)	\$280
ZSUP0	<input type="checkbox"/> Omit Seat	NCO

### CAMBER ⑧/CAMBER TUBES

ZCBR1	<input type="checkbox"/> 0° <input type="checkbox"/> 2° <input type="checkbox"/> 4° <input type="checkbox"/> 6° (More than 0° of Camber ⑧ is not available with the Power Adaptable Frame. 8° of Camber ⑧ may be available through our Creative Mobility Division.)	STD
ZCBR15	<input type="checkbox"/> Aluminum Camber Tube	STD
ZCBR6	<input type="checkbox"/> NEW Carbon Fiber Camber Tube (Not available with 6° of Camber ⑧ and seat widths greater than 18")	\$240
ZCBR3	<input type="checkbox"/> Titanium Camber Tube (Not available with Power Adaptable Frame.)	

## CUSTOM CONFIGURATION OPTIONS

### FRONT WHEELS

ZFW24	<input type="checkbox"/> 3"x1.5" LiteSpeed Billet Aluminum Wheel w/Soft Roll Tire <input type="checkbox"/> Silver Hub OR <input type="checkbox"/> Black Hub	\$175
ZFW14	<input type="checkbox"/> 4"x.75" Plastic Wheel w/Poly Tire (Not available with Slipstream Fork, Glide™ Single-Sided Fork or Power Adaptable Frame.)	NCO
ZFW3	<input type="checkbox"/> 4"x.75" Light-Up Micro-Caster (Not available with Slipstream Fork, Glide™ Single-Sided Fork or Power Adaptable Frame.)	\$80
ZFW26	<input type="checkbox"/> 4"x1.5" LiteSpeed Plastic Wheel w/Soft Roll Tire (Not available with Power Assist, Power Add-on System or Heavy Duty Frame.)	\$95
ZFW27	<input type="checkbox"/> 4"x1.5" LiteSpeed Billet Aluminum Wheel w/Soft Roll Tire <input type="checkbox"/> Silver Hub OR <input type="checkbox"/> Black Hub	\$185
ZFW6	<input type="checkbox"/> 5"x1" Plastic Wheel w/Poly Tire (Not available with 90° Front Angle ⑬, Slipstream Fork, Glide™ Single-Sided Fork or Power Adaptable Frame.)	NCO
ZFW28	<input type="checkbox"/> 5"x1.5" LiteSpeed Plastic Wheel w/Soft Roll Tire (Not available with 90° Front Angle ⑬ or Power Adaptable Frame.)	\$95
ZFW30	<input type="checkbox"/> 5"x1.5" LiteSpeed Billet Aluminum Wheel w/Soft Roll Tire <input type="checkbox"/> Silver Hub OR <input type="checkbox"/> Black Hub (Not available with 90° Front Angle ⑬.)	\$205

# International TiLite Z-Series Order Form

Effective November 18, 2019 (New Items in Red)

MONO-TUBE RIGID FRAME

Page 5 of 8

## CUSTOM CONFIGURATION OPTIONS

ZFW9	<input type="checkbox"/> 6"x1" Plastic Wheel w/Poly Tire (Not available with 85° or 90° Front Angle ❶, Slipstream Fork, Glide™ Single-Sided Fork or Power Adaptable Frame.).....	NCO
ZFW32	<input type="checkbox"/> 6"x1.5" LiteSpeed Plastic Wheel w/Soft Roll Tire (Not available with 85° or 90° Front Angle ❶, Slipstream Fork, Glide™ Single-Sided Fork or Power Adaptable Frame.).....	\$100
ZFW33	<input type="checkbox"/> 6"x1.5" LiteSpeed Billet Aluminum Wheel w/Soft Roll Tire <input type="checkbox"/> Silver Hub OR <input type="checkbox"/> Black Hub (Not available with 85° or 90° Front Angle ❶, Slipstream Fork, Glide™ Single-Sided Fork.).....	\$215

## PRECISION LOCK FRONT FORKS

ZFK1	<input type="checkbox"/> TiLite Standard Fork.....	STD
ZFK2	<input type="checkbox"/> TiLite Slipstream Single-Sided Fork (Not available with Heavy Duty Frame or Power Adaptable Frame.).....	\$195
ZGL1	<input type="checkbox"/> Out-Front Glide™ Suspension Fork (Black anodize only. Not available with Heavy Duty Frame.).....	\$480
	Rider's Weight: <input type="checkbox"/> 125 lbs. (56.69kg) <input type="checkbox"/> 125-180 lbs. (56.69- 81.64kg) <input type="checkbox"/> 180-265 lbs. (81.64- 120.2kg)	
ZTFS1	<input type="checkbox"/> Titanium Fork Stem.....	\$55

## STANDARD REAR WHEELS (See Rear Seat Height Ranges Chart for Rear Seat Height ❶ limitations.)

ZRW14	TiLite SHADOW™.....	STD
	<input type="checkbox"/> 20"(451)	
	<input type="checkbox"/> 22"(501)	
	<input type="checkbox"/> 24"(540)	
	<input type="checkbox"/> 25"(559) (Requires 15" minimum Seat Depth ❸.)	
	<input type="checkbox"/> 26"(590) (Requires 15" minimum Seat Depth ❸.)	

## PERFORMANCE REAR WHEELS (See Rear Seat Height Ranges Chart for Rear Seat Height ❶ limitations.)

ZRW7	Spinergy SPOX <input type="checkbox"/> Black <input type="checkbox"/> Red <input type="checkbox"/> Blue <input type="checkbox"/> White.....	\$735
	<input type="checkbox"/> 22"(501) - Std. Hub	
	<input type="checkbox"/> 24"(540) - Std. Hub	
	<input type="checkbox"/> 25"(559) - Std. Hub (Requires 15" minimum Seat Depth ❸.)	
	<input type="checkbox"/> 26"(590) - Sport Hub (Requires 15" minimum Seat Depth ❸. Not available with Quad Release Axles.)	
ZRW8	Spinergy LX <input type="checkbox"/> Black <input type="checkbox"/> Red <input type="checkbox"/> Blue <input type="checkbox"/> White <input type="checkbox"/> Bright Orange <input type="checkbox"/> Flamingo Pink <input type="checkbox"/> Purple.....	\$995
	<input type="checkbox"/> 22"(501) - Std. Hub	
	<input type="checkbox"/> 24"(540) - Std. Hub	
	<input type="checkbox"/> 25"(559) - Std. Hub (Requires 15" minimum Seat Depth ❸.)	
	<input type="checkbox"/> 26"(590) - Sport Hub (Requires 15" minimum Seat Depth ❸. Not available with Quad Release Axles.)	
ZRW16	Spinergy Carbon Blade (Not available with Heavy Duty Frame, Natural-Fit or Natural-Fit LT with Standard Grip or Super Grip.).....	\$1,480
	<input type="checkbox"/> 24"(540)	
	<input type="checkbox"/> 25"(559) (Requires 15" minimum Seat Depth ❸.)	
ZRW17	X-Core Mag (Not available with Heavy Duty Frame, Short Tabs, Quad Release Axles, Spoke Guards or Omit Handrims Option. Requires Aluminum Sliver Anodized Handrims.).....	\$110
	<input type="checkbox"/> 20"(451)	
	<input type="checkbox"/> 22"(501)	
	<input type="checkbox"/> 24"(540)	

## AXLES

ZAXL1	<input type="checkbox"/> Stainless Quick Release.....	STD
ZAXL2	<input type="checkbox"/> Titanium Quick Release.....	\$260
ZAXL3	<input type="checkbox"/> Quad Release (Not available with Mag or 26"(590) Spinergy Spox or LX Rear Wheels.).....	\$155

## PNEUMATIC REAR TIRES

ZRTR1	<input type="checkbox"/> Treaded (Not available with 25"(559) or 20"(451) Rear Wheels.).....	STD
ZRTR2	<input type="checkbox"/> Airless Inserts (Not available with Spinergy Carbon Blade Rear Wheels.).....	\$95
ZRTR3	<input type="checkbox"/> 25"(559) Primo Treaded (Standard with 25"(559) Rear Wheels.).....	STD
ZRTR4	<input type="checkbox"/> Primo Slick.....	NCO
ZRTR30	<input type="checkbox"/> 24"(540), 25"(559) and 26"(590) Primo Sentinel.....	\$130
ZRTR8	<input type="checkbox"/> 24"(540), 25"(559) and 26"(590) Schwalbe® Marathon Plus Evolution.....	\$105
ZRTR9	<input type="checkbox"/> 24"(540) and 25"(559) Schwalbe® Slick.....	\$105
ZRTR24	<input type="checkbox"/> 24"(540) Kenda Kobra Knobby.....	\$90

## SOLID REAR TIRES (Not available with Spinergy Carbon Blade Rear Wheels.)

ZRTR22	<input type="checkbox"/> 20"(451), 22"(501), 24"(540) and 25"(559) Primo Express.....	\$120
ZRTR23	<input type="checkbox"/> 24"(540) and 25"(559) Primo Active.....	\$135

## HANDRIMS

### Handrims by OUT-FRONT®

ZRIM1	<input type="checkbox"/> Aluminum – Silver Anodized.....	STD
ZRIM21	<input type="checkbox"/> Aluminum – Black Anodized (Not available with 20"(451) Rear Wheels.).....	\$55
ZRIM12	<input type="checkbox"/> Titanium – Satin Finish (Not available with 20"(451) or 22"(501) Rear Wheels, or 24"(540) Knobby tires.).....	\$455
ZRIM10	<input type="checkbox"/> The Surge (All-In-One Oval with Gription™ Strip, Larger Profile) (Not available with 20"(451) Rear Wheels.).....	\$365
ZRIM11	<input type="checkbox"/> The Surge LT (All-In-One Oval with Gription™ Strip, Smaller Profile) (Not available with 20"(451) Rear Wheels.).....	\$395



# International TiLite Z-Series Order Form

Effective November 18, 2019 (New Items in Red)

MONO-TUBE RIGID FRAME

Page 6 of 8

## CUSTOM CONFIGURATION OPTIONS

ZRIM20	<input type="checkbox"/> Q-Grip (Exclusive High-Friction, Anti-Slip Coating) (Not available with 20"(451)Rear Wheels.)	\$335
<b>The Natural-Fit® (Original, Larger Profile)</b> (Not available with 20"(451) Rear Wheels.)		
ZRIM14	<input type="checkbox"/> Standard Grip (Not available with Short Tabs or Spinergy Carbon Blade Rear Wheels.)	\$355
ZRIM15	<input type="checkbox"/> Super Grip (Not available with Short Tabs or Spinergy Carbon Blade Rear Wheels.)	\$400
ZRIM16	<input type="checkbox"/> Without Thumb Grip	\$330
<b>The Natural-Fit® LT (Reduced Weight, Smaller Profile)</b> (Not available with 20"(451) Rear Wheels.)		
TRIM17	<input type="checkbox"/> Standard Grip (Not available with Short Tabs or Spinergy Carbon Blade Rear Wheels.)	\$385
TRIM18	<input type="checkbox"/> Super Grip (Not available with Short Tabs or Spinergy Carbon Blade Rear Wheels.)	\$440
TRIM19	<input type="checkbox"/> Without Thumb Grip	\$360
<b>Additional Handrim Options</b>		
ZRIM5	<input type="checkbox"/> Plastic Coated – Black	\$130
ZRIM22	<input type="checkbox"/> Omit Handrims	NCO
<b>Tab Length</b>		
ZRIM7	<input type="checkbox"/> Long Tabs	STD
ZRIM8	<input type="checkbox"/> Short Tabs (Not available with Mag Rear Wheels or The Natural-Fit® Handrims with Thumb Grip.)	\$20

## WHEEL LOCKS

### Wheel Locks by OUT-FRONT®

ZWLK7	<input type="checkbox"/> Compact Composite Push to Lock (Available with .75" to 1.5" Rear Wheel Spacing ① only.)	NCO
ZWLK8	<input type="checkbox"/> Compact Composite Pull to Lock (Available with .75" to 1.5" Rear Wheel Spacing ① only.)	NCO
Z2WLK10	<input type="checkbox"/> Extension Handles for Compact Composite Push/Pull to Lock	\$90
ZWLK9	<input type="checkbox"/> Composite Scissor Lock	\$145

### Additional Wheel Locks

ZWLK3	Uni-Lock Set At: <input type="checkbox"/> Push <b>OR</b> <input type="checkbox"/> Pull	\$165
ZWLK4	<input type="checkbox"/> Extension Handles for Uni-Lock	\$90
ZWLK15	<input type="checkbox"/> Grade Aids Push to Lock (Not available with solid rear tires)	\$180

## SIDE GUARDS

### Aluminum

ZSDG2	<input type="checkbox"/> Rigid Removable	<input type="checkbox"/> Small <b>OR</b> <input type="checkbox"/> Std	\$195
ZSDG3	<input type="checkbox"/> Quad Removable w/Hole	<input type="checkbox"/> Small <b>OR</b> <input type="checkbox"/> Std	\$205
ZSDG4	<input type="checkbox"/> Fold Down Rigid	<input type="checkbox"/> Small <b>OR</b> <input type="checkbox"/> Std (Not available with Ergonomic Seat.)	\$335
ZSDG6	<input type="checkbox"/> Fendered Adjustable (Available with 24" and 25" Rear Wheels. Requires Rear Seat Height ① of 14.5" to 18.5").		\$335

### Carbon Fiber

ZSDG7	<input type="checkbox"/> Rigid Removable	<input type="checkbox"/> Small <b>OR</b> <input type="checkbox"/> Std	\$305
ZSDG8	<input type="checkbox"/> Quad Removable w/Hole	<input type="checkbox"/> Small <b>OR</b> <input type="checkbox"/> Std	\$315
ZSDG9	<input type="checkbox"/> Fold Down Rigid	<input type="checkbox"/> Small <b>OR</b> <input type="checkbox"/> Std (Not available with Ergonomic Seat.)	\$455
ZSDG11	<input type="checkbox"/> Fendered Adjustable (Available with 24" and 25" Rear Wheels. Requires Rear Seat Height ① of 14.5" to 18.5").		\$450
ZSDG12	<input type="checkbox"/> <b>NEW</b> Fendered Removable		\$455

### Available on Aluminum and Carbon Fiber Non-Fendered Side Guards

ZSDG13	<input type="checkbox"/> Side Guards Custom Cut to Profile of Rear Wheels	\$310
--------	---	-------

## ARMRESTS (Desk Arms come with built-in Side Guards.)

ZARM1	Swing Away Tubular <input type="checkbox"/> 6.5" to 9.5" <b>OR</b> <input type="checkbox"/> 9.5" to 12.5" (Not Available with Heavy Duty Frame or Height Adjustable Push Handles.)	\$215
ZARM4	<input type="checkbox"/> Swing Away Height Adjustable 8.5" to 11.5" - Flip Back Tubular (Not Available with Heavy Duty Frame.)	\$310
ZARM2	Removable Height Adjustable Desk Arm with Rigid Side Guard (Requires 14" minimum Seat Depth ①. Not available with Ergonomic Seat.)	\$335
	<input type="checkbox"/> 9" to 12" (22.9 to 30.5cm) <b>OR</b> <input type="checkbox"/> 12" to 15" (30.5-38.1cm)	
	<input type="checkbox"/> Standard Length Pad (10" (25.5cm)) <b>OR</b> <input type="checkbox"/> Full Length Pad (14" (35.5cm))	
ZARM3	Removable Height Adjustable Desk Arm with Rigid Side Guard and Transfer Loop (Requires 15" minimum Seat Depth ①. Not Available with Ergonomic Seat.)	\$365
	<input type="checkbox"/> 9" to 12" (22.9 to 30.5cm) <b>OR</b> <input type="checkbox"/> 12" to 15" (30.5-38.1cm)	
	<input type="checkbox"/> Standard Length Pad (10" (25.5cm)) <b>OR</b> <input type="checkbox"/> Full Length Pad (14" (35.5cm))	

### Available Armrest Option

ZARM5	<input type="checkbox"/> Covered in Black Ultrasuede (Not available with Desk Arms)	\$110
-------	---	-------

## SEAT BELTS

ZBLT1	<input type="checkbox"/> Velcro Adjustable, Black Nylon Webbing	\$45
ZBLT2	<input type="checkbox"/> Bodypoint® 2" Push-Button Buckle (Auto-Style.)	\$100
ZBLT4	<input type="checkbox"/> Bodypoint® 1" Wide Push-Button Buckle Padded (Auto-Style.) (Not available with 19" or 20" Rear Seat Widths ①.)	\$185
ZBLT5	<input type="checkbox"/> Bodypoint® 1.5" Wide Push-Button Buckle Padded (Auto-Style.) (Not available with 19" or 20" Rear Seat Widths ①.)	\$175
ZBLT8	<input type="checkbox"/> Q'Straint® WC-19 Wheelchair-Anchored Pelvic Belt (Recommended for use with Transit Tie Down. Not Available with ZR.)	\$195
ZBLT10	<input type="checkbox"/> Bodypoint® Optional Band Clamp Mounting Hardware	\$20
ZBLT16	<input type="checkbox"/> Bodypoint® EvoFlex® Pelvic Stabilizer Push Button	\$190

# International TiLite Z-Series Order Form

Effective November 18, 2019 (New Items in Red)

MONO-TUBE RIGID FRAME

Page 7 of 8

## CUSTOM CONFIGURATION OPTIONS

### CALF STRAP

ZCLF2	Velcro Adjustable.....	\$35
	<input type="checkbox"/> Small (Recommended for 9" - 12" Footrest Widths.)	
	<input type="checkbox"/> Medium (Recommended for 11" - 15" Footrest Widths.)	
	<input type="checkbox"/> Large (Recommended for 14" - 17" Footrest Widths.)	
	<input type="checkbox"/> Xtra Large (Recommended for 16" - 19" Footrest Widths.)	
ZCLF3	Bodypoint® Padded Velcro Adjustable.....	\$105
	<input type="checkbox"/> Small (Recommended for 8" - 11" Footrest Widths.)	
	<input type="checkbox"/> Medium (Recommended for 11" - 15" Footrest Widths.)	
	<input type="checkbox"/> Large (Recommended for 16" - 19" Footrest Widths.)	
ZCLF1	<input type="checkbox"/> Buckle Adjustable, Black Nylon Webbing.....	\$25

### RESIDUAL LIMB SUPPORT

ZRSL1	<input type="checkbox"/> Residual Limb Support <input type="checkbox"/> Left <b>OR</b> <input type="checkbox"/> Right (8" width x 10" length).....	\$405
ZRSL2	<input type="checkbox"/> Residual Limb Support Pair (8" width x 10" length).....	\$815

### BACKPACK

ZBCK3	<input type="checkbox"/> Black Permobil Backpack.....	\$95
-------	---	------

### SEAT POUCH

ZPCH3	<input type="checkbox"/> Black Permobil Seat Pouch.....	\$55
ZPCH4	<input type="checkbox"/> Bodypoint® Mobility Bag.....	\$105

### SPOKE GUARDS

ZGRD1	<input type="checkbox"/> Clear Lexan with TiMotion Logo (Not available with Mag Rear Wheels.).....	\$130
-------	--	-------

### ANTI-TIPS

ZTIP1	<input type="checkbox"/> Rear Aluminum - Black.....	\$160
ZTIP7	<input type="checkbox"/> Black Aluminum Single.....	\$80
	Mount on <input type="checkbox"/> Left Side or <input type="checkbox"/> Right Side.....	NCO
ZTIP2	<input type="checkbox"/> User Friendly Flip-up Pair.....	\$335
ZTIP8	<input type="checkbox"/> User Friendly Flip-up Single.....	\$165
	Mount on <input type="checkbox"/> Left Side or <input type="checkbox"/> Right Side.....	NCO

### ACCESSORIES

ZUEST1	Upper Extremity Support Tray <input type="checkbox"/> 12" to 14" <b>OR</b> <input type="checkbox"/> 13" to 15" Seat Widths <b>A</b> (Requires Armrests.).....	\$285
ZLUG1	<input type="checkbox"/> Luggage Carriers.....	\$145
ZMPCT2	Neoprene Impact Guards with Ultrasuede Stripe <input type="checkbox"/> Black.....	\$105
ZCH1	<input type="checkbox"/> Crutch Holder.....	\$145

## GENERAL

More options and frame modifications may be available through our Creative Mobility Division! Please contact customer service for details or [click here](#) to view options.

Permobil manufactures TiLite manual wheelchairs in a wide variety of configurations to meet the varied needs of wheelchair users. The final selection of a particular model, its options and accessories, and its measurements rests solely with the wheelchair user and advising healthcare professional. These wheelchairs must be fitted by a qualified healthcare professional. HCPCS Codes are for reference purposes only. Actual coding and coverage varies by payer. Proper HCPCS coding is not a guarantee of payment. Please verify the appropriate payer's coverage policy.

**Get the latest order forms at permobilus.com.** Prices, standard features, options and accessories are subject to change without notice. All rights reserved. Trademarks are identified by symbols™ and ®. TiLite, TiFit, the TiLite logo, Ti, the Ti logo, and TiShaft are registered trademarks of TiSport, LLC and are licensed to Permobil. Permobil® is a registered trademark of Permobil. Adobe®, Acrobat®, Acrobat Professional® and Reader® are registered trademarks of Adobe Systems Inc. Bodypoint® is a registered trademark of Bodypoint Inc. Kenda® is a registered trademark of Kenda Rubber Industrial Co. Ltd. ROHO®, AGILITY®, Low Profile® and Quadro Select® are registered trademarks of ROHO Inc. Schwalbe® is a registered trademark of Ralf Bohle GmbH. The Natural-Fit® and Out-Front® are registered trademarks of Three Rivers Holdings, LLC. The ACTA-BACK®, ACTA-EMBRACE™, COMFORT-TEK™, COMPASS®, CURVE®, ELEMENTS®, and STRETCH AIR™ are registered trademarks of THE COMFORT COMPANY® and are licensed to Permobil. Q'Straint® is a registered trademark of Q'Straint Inc.

## NOTES

**QUOTE THIS CHAIR**

If you are using Adobe Acrobat, this order form may be converted into a quote request or into an order by clicking one of the buttons (this feature is available exclusively to Permobil dealers and distributors). A Quote or an Order Confirmation will be sent to you within 24 hours.

**ORDER THIS CHAIR**