

TiLite Z-Series Order Form

Effective October 2021 (New Items in Red)

MONO-TUBE RIGID FRAME

Page 1 of 8

DEALER INFORMATION		RTS INFORMATION	
Dealer:	Account #:	RTS:	Phone:
PO:	Ordered By:	Email:	
Email:		SHIP TO INFORMATION	
Mark For:	User Weight:	Name:	Ship Via:
TiLite Sales Rep:		Address:	
TiLite Information:	Promo Code:	City:	State: P/C:
Ship Date:	Order #:	Phone:	Fax:

More options and frame modifications may be available through our Creative Mobility Division! Please [click here](#) to view options.

Please email sales.nz@permobil.com



FRAME STYLE

- AZFS1 ☐ **Aero Z Aluminum Frame** (Full Adjustability. 120.2kg Weight Limit).....
- Z2FS2 ☐ **ZRA Titanium Frame** (Full Adjustability. 120.2kg Weight Limit).....
- Z2FS1 ☐ **ZR Titanium Frame Ultimate TiFIT** (Minimal Adjustability. 120.2kg Weight Limit).....
- SM-MX2-168 ☐ **SmartDrive MX2+** (Please supply the SmartDrive MX2+ order form).....
- ZHDR1 ☐ **Heavy Duty Frame** (Not available on Aero Z. Available on ZR and ZRA only. 136kg Weight Limit. No charge when 20" Rear Seat Width A and 20" Seat Depth B are selected. Includes Tension Adjustable by Straps Back Upholstery. Requires Folding Aluminum Adjustable Height Backrest, Billet Aluminum Front Wheels, Shadow or Spinergy SPOX Rear Wheels. LX Rear Wheels only available with 0 or 2 degree camber. Not available with SuperLite Edition, Slipstream Fork, Velcro Adjustable Upholstery, Swing Away Tubular Armrest or Swing Away Flip Back Tubular Armrest.).....
- ZRFR1 ☐ **Reinforced Frame** (No charge when 20" Rear Seat Width A and 20" B Seat Depth are selected.).....

TRANSIT OPTION

- ZTTDO3 ☐ **Transit Tie-Down** (Consists of four Tie-Down Brackets, two Pelvic Belt Mounting Brackets and Reinforced Frame. Please refer to the Aero Z and ZRA Transit Tie-Down Option Brochure for important information regarding the Transit Tie-Down Option. Not Available with ZR or ZRA.).....
- ZWTB ☐ **Transport Bracket Option** (Consists of four Tie-Down Brackets. Unoccupied use only. Please refer to the ZR Transport Bracket Supplement for important information regarding the Transit Options.).....

FRAME FINISHES

- ZFF1 ☐ **Satin** (Available with Titanium Frame only.)..... **STD**
- ZSCBT1 ☐ **Satin Finish Buffing Pads**.....
- ZFF3 ☐ **Tattooed Titanium™ and Aluminum** (Tattoos on front frame tubes. Titanium frame finished in Satin. Aluminum frame is tattooed on blasted aluminum with a clear coat. Tattoos will be trimmed and adjusted to fit your frame.).....
- ZFF45 ☐ **Need for Speed**
- ZFF43 ☐ **Mosaic**
- ZFF44 ☐ **Flower Garden**

FRAME FINISHES

- High Gloss Paint** ☐ **ZFF8 High Gloss Black** ☐ ZFF10 TiLite Red ☐ ZFF29 Neon Pink
- Metallic Paint** ☐ ZFF14 Ocean Blue Metallic ☐ ZFF15 Tangerine Metallic ☐ ZFF30 Acid Green Metallic
- Pearlescent Paint** ☐ ZFF17 Midnight Blue Pearl ☐ ZFF18 White Pearl
- Matte Paint** ☐ ZFF19 Black Lava ☐ ZFF27 Titanium Grey
- Candy Paint** ☐ ZFF22 Ruby Red ☐ ZFF23 Azure Blue ☐ ZFF25 Electric Plum
- Matte Textured Paint** ☐ ZFF40 Hyper Blue ☐ ZFF41 Flame Orange ☐ ZFF42 OD Green..... **STD**

COLOR ANODIZE PACKAGE

- (Color Anodize Package includes: **Caster Mount, Caster Fork and Caster Caps**. If no anodize color is selected, the default will be black.)
- ☐ ZANO1 Black..... **STD**
- ☐ ZANO10 Blue ☐ ZANO11 Red ☐ ZANO12 Gold ☐ ZANO13 Purple ☐ ZANO14 Orange ☐ ZANO15 Green.....



Permobil New Zealand Ltd
181A McLeod Road, Te Atatu South, 0610
0800 115 222 | sales.nz@permobil.com | permobil.com/en-nz

TiLite Z-Series Order Form

Effective October 2021 (New Items in Red)

MONO-TUBE RIGID FRAME

Page 2 of 8

TiFit: TAILORED INDIVIDUALIZED FRAME

REAR SEAT WIDTH A Measure from outside of seat tube at back post to the outside of the opposite seat tube at back post.

- ZSW4 ☐ 10" (25.4cm) ☐ 11" (27.9cm) ☐ 12" (30.5cm) ☐ 13" (33cm) ☐ 14" (35.6cm) ☐ 15" (38.1cm)
☐ 16" (40.6cm) ☐ 17" (43.2cm) ☐ 18" (45.7cm) ☐ 19" (48.3cm).....STD
 ZSW2 ☐ 20" (50.8cm).....

FRONT SEAT WIDTH (SEAT TAPER) T Measure from inside of front frame tube to inside of opposite front frame tube. (Required with V-Front End V. Not Available with Standard Front End I.)

- ZFSW1 ☐ No Taper (2.5" (6.4cm) Narrower than Rear Seat Width A.).....STD
 ZFSW3 ☐ 1.5" (3.8cm) Taper (4" (10.2cm) Narrower than Rear Seat Width A. Includes Tension Adjustable by Straps Seat Upholstery. Not available with 10" (25.54m) and 11" (27.9cm) Seat Widths A.).....

SEAT DEPTH B Measure from front of back post to the front edge of seat sling. Frame bend will start .5" in front of seat sling unless Custom Frame Depth is specified, or the combination of specifications affect the rolling dynamics of the chair.

- ZSD1 ☐ 10" (25.4cm) ☐ 11" (27.9cm) ☐ 12" (30.5cm) ☐ 13" (33cm) ☐ 14" (35.6cm)
☐ 15" (38.1cm) ☐ 16" (40.6cm) ☐ 17" (43.2cm) ☐ 18" (45.7cm)
☐ 19" (48.3cm).....STD
 ZSD2 ☐ 20" (50.8cm).....
 ZSD3 ☐ Custom Frame Depth: _____" Frame Depth Longer or Shorter Than Seat Depth D Measure from front of seat sling to beginning of frame bend. Ranges from 0.5" to 2" and can be given as specific as ¼" increments. A Custom Frame Depth outside specified range may be available through our Creative Mobility Division. A Custom Frame Depth of 20" or above is \$523).....NCO

ERGONOMIC SEAT U Measure from front of back post to beginning of upward bend of seat tube.

- ZERG1 ☐ ZR Ergonomic Seat (Not available with Tension Adjustable Bolt On Seat Upholstery)
☐ 5" (12.7cm) ☐ 6" (15.2cm) ☐ 7" (17.8cm) ☐ 8" (20.3cm) ☐ 9" (22.9cm)....
 ZERG2 ☐ Aero Z and ZRA Ergonomic Seat (Center of Gravity adjustment may be affected by this option. Not available with V-Front or Seat Taper, Seat Back that Locks When Folded, Desk Arms, Depth Adjustable Backrests, Fold Down Rigid Sideguards, Fendered Adjustable Sideguards, Solid Seat, Tension Adjustable Bolt On Seat Upholstery, or the Curve cushion.)
☐ 6" (15.2cm) (Minimum Seat Depth B 12") ☐ 7" (17.8cm) (Minimum Seat Depth B 12")
☐ 8" (20.3cm) (Minimum Seat Depth B 13").....

FRONT SEAT HEIGHT C Measure from floor to top of seat tube at front edge of seat sling. ZRA adjusts up and down in .5" increments.

- ZFSH1 ☐ 16" (40.6cm) ☐ 16.5" (41.9cm) ☐ 17" (43.2cm) ☐ 17.5" (44.5cm) ☐ 18" (45.7cm)
☐ 18.5" (47cm) ☐ 19" (48.3cm) ☐ 19.5" (49.5cm) ☐ 20" (50.8cm) ☐ 20.5" (52.1cm)
☐ 21" (53.3cm).....STD

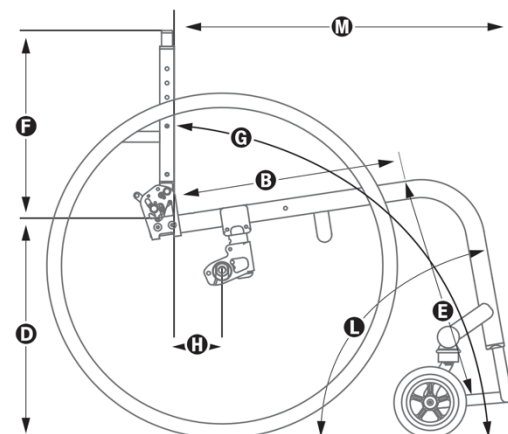
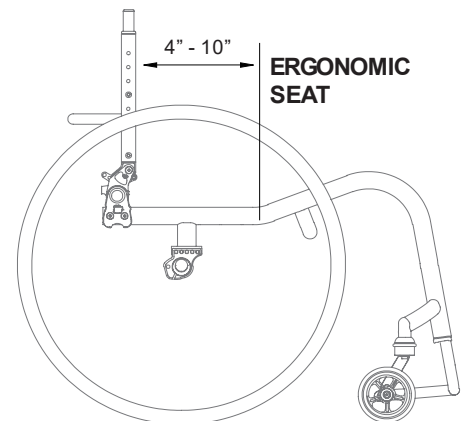
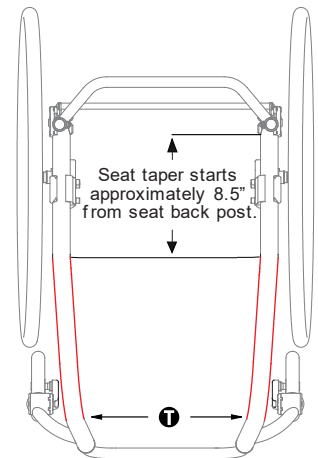
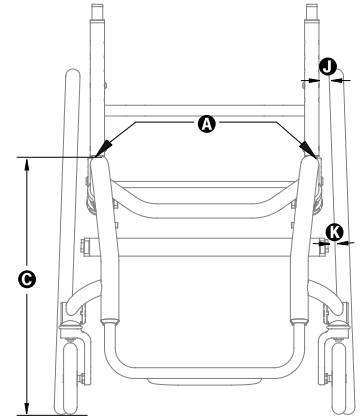
REAR SEAT HEIGHT D Measure from floor to top of seat tube at back post. ZRA adjusts up and down in ½" increments.

Rear Wheel Size	Rear Seat Height
20"	12.5" - 18.5" (31.8-47cm)
22"	14.0" - 19" (35.6-48.3cm)
24"	14.5" - 20" (36.8-50.8cm)
25"	14.5" - 20" (36.8-50.8cm)
26"	15.5" - 20" (39.4-50.8cm)

- ZRSH1 ☐ 12.5" (31.8cm) ☐ 13" (33cm) ☐ 13.5" (34.3cm) ☐ 14" (35.6cm)
☐ 14.5" (36.8cm) ☐ 15" (38.1cm) ☐ 15.5" (39.4cm) ☐ 16" (40.6cm)
☐ 16.5" (41.9cm) ☐ 17" (43.2cm) ☐ 17.5" (44.5cm) ☐ 18" (45.7cm)
☐ 18.5" (47cm) ☐ 19" (48.3cm) ☐ 19.5" (49.5cm) ☐ 20" (50.8cm).....STD

FRONT ANGLE or OVERALL FRAME LENGTH L Select one. If Overall Frame Length is selected, front angle will be bent to achieve requested length.

- ZFA1 ☐ 70° ☐ 75° ☐ 80° ☐ 85° L Measure from frame front to floor. (Not available with 6" Front Wheels.).....STD
☐ 90° (Not available with 5" or 6" Front Wheels.).....



TiLite Z-Series Order Form

Effective October 2021 (New Items in Red)

MONO-TUBE RIGID FRAME

Page 3 of 8

ZFA2 ☐ Overall Frame Length m: _____" Measure from front of backrest to front edge of footrest..... **NCO**

SEAT TO FOOTREST E/FOOTRESTS Measure from front edge of seat sling to top rear of footrest.

Standard Footrests Measurement must be at least 2" shorter than Front Seat Height C.

☐ 13.5" (34.3cm) ☐ 14" (35.6cm) ☐ 14.5" (36.8cm) ☐ 15" (38.1cm) ☐ 15.5" (39.4cm) ☐ 16" (40.6cm) ☐ 16.5" (41.9cm)
☐ 17" (43.2cm) ☐ 17.5" (44.5cm) ☐ 18" (45.7cm) ☐ 18.5" (47cm) ☐ 19" (48.3cm)

ZFTR3 ☐ Angle Adjustable Footrest..... **STD**
 ZFTR1 ☐ Titanium Footrest w/Flat ABS Cover.....
 ZFTR2 ☐ Titanium Open Loop Footrest.....
 ZFTR12 ☐ Flip-Back Footrest (Not available with 10" or 11" Rear Seat Width A, Heavy Duty Frame, ABS Cover with 2" Sides or Front Roller.).....

High Mount Footrest

☐ 7"-9" (17.8-22.9cm) ☐ 9"-11" (22.9-27.9cm) ☐ 11"-13" (27.9-33cm)
 Set at _____ (Use ½" increments)

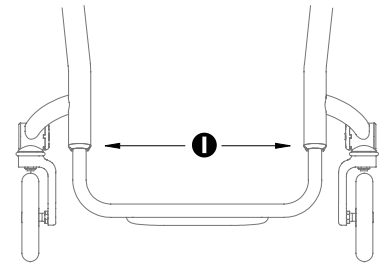
ZFTR4 ☐ Angle Adjustable High Mount Footrest.....

FOOTREST WIDTH I or V Select either a Standard Front End I if no Seat Taper T is selected or a V-Front End V if a Seat Taper T is selected.

STANDARD FRONT END I Find your Rear Seat Width A in the Chart below and select one of the options to the right. Measure from inside of front frame tube to inside of opposite front frame tube. (Not available with Front Seat Width (Seat Taper) T.)

ZFE1 ☐ NO V-Front Taper (Required when both Heavy Duty Frame and Seat Taper T are selected.)..... **STD**

REAR SEAT WIDTH A (Outside Measurement)	FOOTREST WIDTH I		
	No Taper (2.5" Narrower than Rear Seat Width)	1.5" Taper (4" Narrower than Rear Seat Width)	3.5" Taper (6" Narrower than Rear Seat Width)
10"	<input type="checkbox"/> 7.5"		
11"	<input type="checkbox"/> 8.5"		
12"	<input type="checkbox"/> 9.5"	<input type="checkbox"/> 8"	
13"	<input type="checkbox"/> 10.5"	<input type="checkbox"/> 9"	
14"	<input type="checkbox"/> 11.5"	<input type="checkbox"/> 10"	
15"	<input type="checkbox"/> 12.5"	<input type="checkbox"/> 11"	<input type="checkbox"/> 9"
16"	<input type="checkbox"/> 13.5"	<input type="checkbox"/> 12"	<input type="checkbox"/> 10"
17"	<input type="checkbox"/> 14.5"	<input type="checkbox"/> 13"	<input type="checkbox"/> 11"
18"	<input type="checkbox"/> 15.5"	<input type="checkbox"/> 14"	<input type="checkbox"/> 12"
19"	<input type="checkbox"/> 16.5"	<input type="checkbox"/> 15"	<input type="checkbox"/> 13"
20"	<input type="checkbox"/> 17.5"	<input type="checkbox"/> 16"	<input type="checkbox"/> 14"

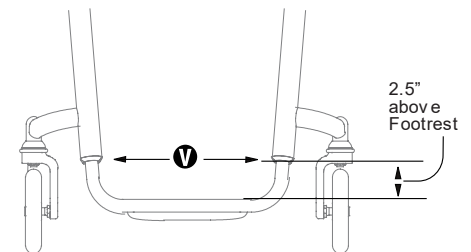


OR

V-FRONT END V Measure from inside of front frame tube to inside of opposite front frame tube 2 ½" above footrest. (Required with Front Seat Taper T. Titanium Footrests have 1" of adjustment up and down. Not available with Ergonomic Seat frames.)

ZFE2 ☐ V-Front Taper.....

☐ 9" (22.9cm) ☐ 10" (25.54cm) ☐ 11" (27.9cm)
☐ 12" (30.5cm) ☐ 13" (33cm) ☐ 14" (35.6cm)
☐ 15" (38.1cm)



SEAT BACK TYPE/PUSH HANDLES/SEAT BACK HEIGHT F Measure from top of back post to top of seat tube at rear of frame.

ZSB1 ☐ Folding Aluminum Adjustable Height Back (Required for Heavy Duty Frame.)..... **STD**

ZSB2 ☐ Folding Titanium Adjustable Height Back and Rounded Rigidizer Bar (Titanium back will match Frame Finish. Not available with Bolt-On Push Handles.).....

ZSB15 ☐ Non-Folding, Fixed Height Titanium with New Rounded Rigidizer Bar (Not Available with Aero Z, ZRA or Transport Brackets. Titanium back will match Frame Finish. Not available with Push Handles.).....

TISHAFT™ BACK RELEASE BARS (Not available with Non-Folding, Fixed Height Titanium Back.)

ZSB3 ☐ Aluminum..... **STD**

ZSB5 ☐ New 3k Weave Carbon Fiber.....

TiLite Z-Series Order Form

Effective October 2021 (New Items in Red)

MONO-TUBE RIGID FRAME

Page 4 of 8

PUSH HANDLES

- ZSB6 ☐ Integrated Push Handles..... **NCO**
- ZSB7 ☐ Integrated Fold-Down Push Handles (Requires Tension Adjustable by Straps Back Upholstery.).....
- ZSB8 ☐ Bolt-On Push Handles (Includes 4" Deep Backrest Rigidizer Bar. Not available with Ti Back.).....
- ZSB9 ☐ Bolt-On Height-Adjustable Push Handles (Includes 4" Deep Backrest Rigidizer Bar. Not available with Ti Back.).....

FOLDING SEAT BACK HEIGHT F (ZSB1 and ZSB2)

Push Handles (Selected Above)	Short	Medium	Tall	Set at: (Use 1/2" increments)
None/ Bolt-On	<input type="checkbox"/> 9.5"-12.5" (24.1-31.7cm)	<input type="checkbox"/> 13"-17.5" (33.0-44.4cm)	<input type="checkbox"/> 17"-21.5" (33.0-44.4cm)	Set at: _____
Integrated	<input type="checkbox"/> 11.5"-13.5" (29.2-34.2cm)	<input type="checkbox"/> 14.5"-17.5" (36.8-44.4cm)	<input type="checkbox"/> 18.5"-21.5" (46.9-54.6cm)	Set at: _____
Integrated Fold-Down	<input type="checkbox"/> 14"-16" (35.5-40.6cm)	<input type="checkbox"/> 15.5"-19.5" (39.3-49.5cm)	<input type="checkbox"/> 19.5"-22" (49.5-55.8cm)	Set at: _____

NON-FOLDING, FIXED-HEIGHT F TITANIUM SEAT BACK with New Rounded Rigidizer Bar (ZSB15) (Titanium back will match Frame Finish. Required for fixed Side Guards. Not available with ZRA, Swing Away Tubular or Swing Away - Flip Back Tubular Armrests and Integrated Push Handles, Integrated Fold-Down Push Handles or Bolt-On Height Adjustable Push Handles.)

- ☐ 8" (20.3cm) ☐ 8.5" (21.6cm) ☐ 9" (22.9cm) ☐ 9.5" (24.1cm) ☐ 10" (25.4cm) ☐ 10.5" (26.7cm) ☐ 11" (27.9cm)
- ☐ 11.5" (29.2cm) ☐ 12" (30.5cm) ☐ 12.5" (31.8cm) ☐ 13" (33cm) ☐ 13.5" (34.3cm) ☐ 14" (35.6) ☐ 14.5" (36.8cm)
- ☐ 15" (38.1cm) ☐ 15.5" (39.4cm) ☐ 16" (40.6cm) ☐ 16.5" (41.9cm) ☐ 17" (43.2cm) ☐ 17.5" (44.5cm) ☐ 18" (45.7cm)
- ☐ 18.5" (47cm) ☐ 19" (48.3cm) ☐ 19.5"(49.5cm) ☐ 20" (50.8cm)..... **STD**

AVAILABLE ON ALL BACKS

- ZSB11 ☐ Backrest that Locks when Folded (Not available with Ergonomic Seat.)..... **STD**
- ZSB12 ☐ 4" (10 cm) Deep Backrest Rigidizer Bar (Required with Heavy Duty Frame. Not available with a Non-Folding, Fixed Height Titanium Seat Back Type. 4" Deep Rigidizer Bar is NOT a rounded style rigidizer bar.)..... **NCO**
- ZSB16 ☐ Depth Adjustable Back/Frame (Seat Depths B of 10"-18" allow 2" of rearward adjustment. Height Adjustable Push Handles have a limited height range with Depth Adjustable Back. Not Available with 19" or 20" Seat Depths B, Heavy Duty Frame, Tension Adjustable By Straps Seat Upholstery or Carbon Fiber Side Guards.).....

SEAT BACK ANGLE G Measure angle from front of back post to floor.

- ZSBA1 **Folding Back**
- ☐ 80° ☐ 83° ☐ 86° ☐ 89° ☐ 92° ☐ 95° ☐ 98° ☐ 101°..... **STD**
- ZSBA1 **Non-Folding Back**
- ☐ 80° ☐ 81° ☐ 82° ☐ 83° ☐ 84° ☐ 85° ☐ 86° ☐ 87° ☐ 88° ☐ 89° ☐ 90° ☐ 91° ☐ 92° ☐ 93° ☐ 94° ☐ 95° ☐ 96°
- ☐ 97° ☐ 98° ☐ 99° ☐ 100° ☐ 101°..... **NCO**

CENTER OF GRAVITY H Measure from front of back post at the seat tube to the center of the rear axle. If no center of gravity is selected, chair will ship with the center of gravity in the rearward-most position.

- ZCOG1 ☐ 0" ☐ .25" (.6cm) ☐ .5" (1.3cm) ☐ .75" (1.9cm) ☐ 1" (2.5cm) ☐ 1.25" (3.2cm) ☐ 1.5" (3.8cm) ☐ 1.75" (4.4cm)
- ☐ 2" (5.1cm) ☐ 2.25" (5.7cm) ☐ 2.5" (6.4cm) ☐ 2.75" (7cm) ☐ 3" (7.6cm) ☐ 3.25" (8.3cm) ☐ 3.5" (8.9cm)
- ☐ 3.75" (9.5cm) ☐ 4" (10.2cm) ☐ 4.25" (10.8cm) ☐ 4.5" (11.4cm) ☐ 4.75" (12.1cm) ☐ 5" (12.7cm)..... **STD**

REAR WHEEL SPACING J/PLUGS Measure from outside of seat back post to inside of rear tire. 0.5" Rear Wheel Spacing on ZR not available with 0° or 2° Camber. 0.75" Rear Wheel Spacing not available on ZRA with 0° or 2° Camber K. Ergonomic Seat selection may limit available center of gravity.

- ZRWS1 ☐ .75" (1.9cm) ☐ 1" (2.5cm) ☐ 1.25" (3.2cm)..... **STD**
- ZCBR12 ☐ Adjustable Rear Wheel Spacing Camber Plugs (Not available with Power Adaptable Frame.)..... **STD**
- ZCBR9 ☐ Additional Spacers to Increase Rear Wheel Spacing..... **NCO**
- ZCBR11 ☐ Zero Play Aluminum Camber Plugs (Not available with Power Adaptable Frame or more than 6° of Camber K.)..... **NCO**

CAMBER K/CAMBER TUBES

- ZCBR1 ☐ 0° ☐ 2° ☐ 4° ☐ 6° (More than 0° of Camber K is not available with the Power Adaptable Frame. 8° of Camber K may be available through our Creative Mobility Division.)..... **STD**
- ZCBR15 ☐ Aluminum Camber Tube..... **STD**
- ZCBR3 ☐ Titanium Camber Tube (Not available with Power Adaptable Frame.).....

CUSTOM CONFIGURATION OPTIONS

FRONT WHEELS

- ZFW24 ☐ 3"x1.5" LiteSpeed Billet Aluminum Wheel w/Soft Roll Tire ☐ Silver Hub **OR** ☐ Black Hub.....
- ZFW14 ☐ 4"x.75" Plastic Wheel w/Poly Tire (Not available with Slipstream Fork, Glide™ Single-Sided Fork or Power Adaptable Frame.)..... **NCO**
- ZFW3 ☐ 4"x.75" Light-Up Micro-Caster (Not available with Slipstream Fork, Glide™ Single-Sided Fork or Power Adaptable Frame.).....
- ZFW26 ☐ 4"x1.5" LiteSpeed Plastic Wheel w/Soft Roll Tire (Not available with Power Assist, Power Add-on System or Heavy Duty Frame.).....
- ZFW27 ☐ 4"x1.5" LiteSpeed Billet Aluminum Wheel w/Soft Roll Tire ☐ Silver Hub **OR** ☐ Black Hub.....
- ZFW6 ☐ 5"x1" Plastic Wheel w/Poly Tire (Not available with 90° Front Angle L, Slipstream Fork, Glide™ Single-Sided Fork or Power

TiLite Z-Series Order Form

Effective October 2021 (New Items in Red)

MONO-TUBE RIGID FRAME

Page 5 of 8

	Adaptable Frame.).....	NCO
ZFW28	<input type="checkbox"/> 5"x1.5" LiteSpeed Plastic Wheel w/Soft Roll Tire (Not available with 90° Front Angle L or Power Adaptable Frame.).....	
ZFW30	<input type="checkbox"/> 5"x1.5" LiteSpeed Billet Aluminum Wheel w/Soft Roll Tire <input type="checkbox"/> Silver Hub OR <input type="checkbox"/> Black Hub (Not available with 90° Front Angle L.).....	
ZFW9	<input type="checkbox"/> 6"x1" Plastic Wheel w/Poly Tire (Not available with 85° or 90° Front Angle L, Slipstream Fork, Glide™ Single-Sided Fork or Power Adaptable Frame.).....	NCO
ZFW32	<input type="checkbox"/> 6"x1.5" LiteSpeed Plastic Wheel w/Soft Roll Tire (Not available with 85° or 90° Front Angle L, Slipstream Fork, Glide™ Single-Sided Fork or Power Adaptable Frame.).....	
ZFW33	<input type="checkbox"/> 6"x1.5" LiteSpeed Billet Aluminum Wheel w/Soft Roll Tire <input type="checkbox"/> Silver Hub OR <input type="checkbox"/> Black Hub (Not available with 85° or 90° Front Angle L, Slipstream Fork, Glide™ Single-Sided Fork.).....	

PRECISION LOCK FRONT FORKS

ZFK1	<input type="checkbox"/> TiLite Standard Fork.....	STD
ZFK2	<input type="checkbox"/> TiLite Slipstream Single-Sided Fork (Not available with Heavy Duty Frame or Power Adaptable Frame.).....	
ZGL1	<input type="checkbox"/> Out-Front Glide™ Suspension Fork (Black anodize only. Not available with Heavy Duty Frame.).....	
	Rider's Weight: <input type="checkbox"/> 125 lbs.(56.69kg) <input type="checkbox"/> 125-180 lbs. (56.69- 81.64kg) <input type="checkbox"/> 180-265 lbs. (81.64- 120.2kg)	
ZTFS1	<input type="checkbox"/> Titanium Fork Stem.....	

STANDARD REAR WHEELS (See Rear Seat Height Ranges Chart for Rear Seat Height D limitations.)

ZRW14	TiLite SHADOW™.....	
	<input type="checkbox"/> 20"(451)	
	<input type="checkbox"/> 22"(501)	
	<input type="checkbox"/> 24"(540)	
	<input type="checkbox"/> 25"(559) (Requires 15" minimum Seat Depth B.)	
	<input type="checkbox"/> 26"(590) (Requires 15" minimum Seat Depth B.)	

PERFORMANCE REAR WHEELS (See Rear Seat Height Ranges Chart for Rear Seat Height D limitations.)

ZRW7	Spinergy SPOX <input type="checkbox"/> Black <input type="checkbox"/> Red <input type="checkbox"/> Blue <input type="checkbox"/> White.....	
	<input type="checkbox"/> 22"(501) - Std. Hub	
	<input type="checkbox"/> 24"(540) - Std. Hub	
	<input type="checkbox"/> 25"(559) - Std. Hub (Requires 15" minimum Seat Depth B.)	
	<input type="checkbox"/> 26"(590) - Std Hub (Requires 15" minimum Seat Depth B. Not available with Quad Release Axles.)	
ZRW8	Spinergy LX <input type="checkbox"/> Black <input type="checkbox"/> Red <input type="checkbox"/> Blue <input type="checkbox"/> White <input type="checkbox"/> Bright Orange <input type="checkbox"/> Flamingo Pink <input type="checkbox"/> Purple.....	
	<input type="checkbox"/> 22"(501) - Std. Hub	
	<input type="checkbox"/> 24"(540) - Std. Hub	
	<input type="checkbox"/> 25"(559) - Std. Hub (Requires 15" minimum Seat Depth B.)	
	<input type="checkbox"/> 26"(590) - Std Hub (Requires 15" minimum Seat Depth B. Not available with Quad Release Axles.)	
ZRW9	New Spinergy Design Lab LX (If same colour is selected, anodized hubs and rims match colour anodized packaged on page 1. Available with black spokes only)	
	<input type="checkbox"/> Gold Anodize <input type="checkbox"/> Green Anodize <input type="checkbox"/> Blue Anodize <input type="checkbox"/> Red Anodize <input type="checkbox"/> Purple Anodize <input type="checkbox"/> Orange Anodize.....	
	<input type="checkbox"/> 22"(501) - Std. Hub	
	<input type="checkbox"/> 24"(540) - Std. Hub	
	<input type="checkbox"/> 25"(559) - Std. Hub (Requires 15" (38.1cm) minimum Seat Depth B.)	
	<input type="checkbox"/> 26"(590) - Std Hub (Requires 15" (38.1cm) minimum Seat Depth B.)	
ZRW16	New Spinergy Carbon Blade with 3k Weave Carbon Fiber (Not available with Heavy Duty Frame, Natural-Fit or Natural-Fit LT with Standard Grip or Super Grip.).....	
	<input type="checkbox"/> 24"(540)	
	<input type="checkbox"/> 25"(559) (Requires 15" minimum Seat Depth B.)	
ZRW17	X-Core Mag (Not available with Heavy Duty Frame, Short Tabs, Quad Release Axles, Spoke Guards or Omit Handrims Option. Requires Aluminum Sliver Anodized Handrims. Only available on Treaded, Treaded with Airless Insert, Kenda Kobra, Primo Active and Primo Express tires.).....	
	<input type="checkbox"/> 20"(451)	
	<input type="checkbox"/> 22"(501)	
	<input type="checkbox"/> 24"(540)	

AXLES

ZAXL1	<input type="checkbox"/> Stainless Quick Release.....	STD
ZAXL2	<input type="checkbox"/> Titanium Quick Release.....	
ZAXL3	<input type="checkbox"/> Quad Release (Not available with Mag or 26"(590) Spinergy Spox or LX Rear Wheels.).....	

PNEUMATIC REAR TIRES

ZRTR1	<input type="checkbox"/> Treaded (Not available with 25"(559) or 20" (451) Rear Wheels.).....	STD
ZRTR2	<input type="checkbox"/> Airless Inserts (Not available with Spinergy Carbon Blade Rear Wheels.).....	
ZRTR31	<input type="checkbox"/> 20"(451), 22"(501), 24"(540), 25"(559) and 26"(590) New MBL SpeedLite.....	STD

TiLite Z-Series Order Form

Effective October 2021 (New Items in Red)

MONO-TUBE RIGID FRAME

Page 6 of 8

ZRTR30 ☐ 24"(540), 25"(559) and 26"(590) Primo Sentinel.....
 ZRTR8 ☐ 24"(540), 25"(559) and 26"(590) Schwalbe® Marathon Plus Evolution.....
 ZRTR24 ☐ 24"(540) Kenda Kobra Knobby.....

SOLID REAR TIRES (Not available with Spinerger Carbon Blade Rear Wheels.)

ZRTR22 ☐ 20"(451), 22"(501), 24"(540) and 25"(559) Primo Express.....
 ZRTR23 ☐ 24"(540) and 25"(559) Primo Active.....

HANDRIMS

Handrims by OUT-FRONT®

ZRIM1 ☐ Aluminum – Silver Anodized..... **STD**
 ZRIM21 ☐ Aluminum – Black Anodized (Not available with 20"(451) Rear Wheels.).....
 ZRIM12 ☐ Titanium – Satin Finish (Not available with 20"(451) or 22"(501) Rear Wheels, or 24"(540) Knobby tires.).....
 ZRIM10 ☐ The Surge (All-In-One Oval with Gription™ Strip, Larger Profile) (Not available with 20"(451) Rear Wheels.).....
 ZRIM11 ☐ The Surge LT (All-In-One Oval with Gription™ Strip, Smaller Profile) (Not available with 20"(451) Rear Wheels.).....
 ZRIM20 ☐ Q-Grip (Exclusive High-Friction, Anti-Slip Coating) (Not available with 20"(451) Rear Wheels.).....

The Natural-Fit® (Original, Larger Profile) (Not available with 20"(451) Rear Wheels.)

ZRIM14 ☐ Standard Grip (Not available with Short Tabs or Spinerger Carbon Blade Rear Wheels.).....
 ZRIM15 ☐ Super Grip (Not available with Short Tabs or Spinerger Carbon Blade Rear Wheels.).....
 ZRIM16 ☐ Without Thumb Grip.....

The Natural-Fit® LT (Reduced Weight, Smaller Profile) (Not available with 20"(451) Rear Wheels.)

TRIM17 ☐ Standard Grip (Not available with Short Tabs or Spinerger Carbon Blade Rear Wheels.).....
 TRIM18 ☐ Super Grip (Not available with Short Tabs or Spinerger Carbon Blade Rear Wheels.).....
 TRIM19 ☐ Without Thumb Grip.....

Additional Handrim Options

ZRIM5 ☐ Plastic Coated – Black.....
 ZRIM22 ☐ Omit Handrims..... **NCO**

Tab Length

ZRIM7 ☐ Long Tabs..... **STD**
 ZRIM8 ☐ Short Tabs (Not available with Mag Rear Wheels or The Natural-Fit® Handrims with Thumb Grip.).....

WHEEL LOCKS

Wheel Locks by OUT-FRONT®

ZWLK7 ☐ Compact Composite Push to Lock (Available with .75" to 1.5" Rear Wheel Spacing) only.)..... **NCO**
 ZWLK8 ☐ Compact Composite Pull to Lock (Available with .75" to 1.5" Rear Wheel Spacing) only.)..... **NCO**
 Z2WLK10 ☐ Extension Handles for Compact Composite Push/Pull to Lock.....

Additional Wheel Locks

ZWLK11 ☐ New MBL Composite Scissor Lock (Not available on swing away frame.).....
 ZWLK3 ☐ Uni-Lock Set At: ☐ Push **OR** ☐ Pull.....
 ZWLK4 ☐ Extension Handles for Uni-Lock.....
 ZWLK15 ☐ Grade Aids Push to Lock (Not available with solid rear tires).....

BACK UPHOLSTERY

ZBUP2 ☐ Velcro Adjustable (Not available with Fold-Down Push Handles.)..... **STD**

Tension Adjustable by Straps (Required with Fold-Down Push Handles.)

ZBUP3 ☐ Padded Nylon.....
 ZBUP5 ☐ AIR Breathable Upholstery (Not available with Ultrasuede Backrest Stripe.).....
 ZUPC3 ☐ Ultrasuede Backrest Stripe ☐ Black.....
 ZBUP0 ☐ Omit Back Upholstery..... **NCO**

BACK SUPPORTS

AE-BSxWxL ☐ Comfort Acta-Embrace (Available on 12" to 20" seat widths. Includes 2-point compass cane mount hardware)
 Back support length: ☐ 10" (25.5cm) ☐ 12" (30.5cm) ☐ 14" (35.6cm) ☐ 16" (40.6cm).....
 R-AGx-xxF-2A ☐ ROHO Agility Active Aluminium (Available on 14" to 18" seat widths. Includes angle adjustable, fixed hardware)
 Contour: ☐ AG2 ☐ AG3
 Back support length: ☐ 8" (20.3cm) ☐ 10" (25.5cm).....
 R-AGx-xxA-2CB ☐ ROHO Carbon Agility (Available on 14" to 18" seat widths. Includes angle adjustable, fixed hardware)
 Contour: ☐ AG2 ☐ AG3
 Back support length: ☐ 10" (25.5cm) ☐ 13" (33cm) ☐ 16" (40.6cm).....

SEAT UPHOLSTERY

ZSUP1 ☐ Tension Adjustable Bolt On (Not available with Ergonomic Seat or Tapered Seat T. Black only.)..... **STD**
 ZSUP2 ☐ Tension Adjustable by Straps (Standard with Ergonomic Seat and Front Seat Width (Seat Taper) T of 1", 2" or 3". Black upholstery only.).....
 ZSUP8 ☐ Aluminum Solid Seat (Not available with 10" or 11" Rear Seat Width A. Ergonomic Seat U requires CMD 016).....

TiLite Z-Series Order Form

Effective October 2021 (New Items in Red)

MONO-TUBE RIGID FRAME

Page 7 of 8

ZSUP0 ☐ Omit Seat.....NCO

SEAT CUSHION

CU-SV-xx ☐ Comfort Curve.....
M2-FQA-xx ☐ Comfort M2 Anti-Thrust.....
EM-FQA-xx ☐ Comfort Acta-Embrace Anti-Thrust.....
R-ALxxHD ☐ ROHO AirLite.....
R-1RxxLPC ☐ ROHO Single Valve, Low Profile.....

R-1RxxH-CA-SR ☐ ROHO Single Valve, High Profile, Sensory Ready.....
R-QSxxLPC ☐ ROHO Quadtro Select, Low Profile.....
R-QSxxC ☐ ROHO Quadtro Select, High Profile.....
R-1RHExxC-SR ☐ ROHO Hybrid Elite, Single Valve, Sensory Ready.....

SIDE GUARDS

Aluminum

ZSDG2 ☐ Rigid Removable ☐ Small **OR** ☐ Std.....
ZSDG3 ☐ Quad Removable w/Hole ☐ Small **OR** ☐ Std.....
ZSDG4 ☐ Fold Down Rigid ☐ Small **OR** ☐ Std (Not available with Ergonomic Seat.).....
ZSDG6 ☐ Fendered Adjustable (Available with 24" and 25" Rear Wheels. Requires Rear Seat Height D of 14.5" to 18.5").

New 3k Weave Carbon Fiber

ZSDG7 ☐ Rigid Removable ☐ Small **OR** ☐ Std.....
ZSDG8 ☐ Quad Removable w/Hole ☐ Small **OR** ☐ Std.....
ZSDG9 ☐ Fold Down Rigid ☐ Small **OR** ☐ Std (Not available with Ergonomic Seat.).....
ZSDG11 ☐ Fendered Adjustable (Available with 24" and 25" Rear Wheels. Requires Rear Seat Height D of 14.5" to 18.5").
ZSDG12 ☐ Fendered Removable.....

Available on Aluminum and Carbon Fiber Non-Fendered Side Guards

ZSDG13 ☐ Side Guards Custom Cut to Profile of Rear Wheels.....

ARMRESTS (Desk Arms come with built-in Side Guards.)

ZARM1 Swing Away Tubular ☐ 6.5" to 9.5" **OR** ☐ 9.5" to 12.5" (Not Available with Heavy Duty Frame or Height Adjustable Push Handles.).....**STD**
ZARM4 ☐ Swing Away Height Adjustable 8.5" to 11.5" - Flip Back Tubular (Not Available with Heavy Duty Frame.).....
ZARM2 Removable Height Adjustable Desk Arm with Rigid Side Guard (Requires 14" minimum Seat Depth B. Not available with Ergonomic Seat.).....
☐ 9" to 12" (22.9 to 30.5cm) **OR** ☐ 12" to 15" (30.5-38.1cm)
☐ Standard Length Pad (10" (25.5cm)) **OR** ☐ Full Length Pad (14" (35.5cm))
ZARM3 Removable Height Adjustable Desk Arm with Rigid Side Guard and Transfer Loop (Requires 15" minimum Seat Depth B. Not Available with Ergonomic Seat.).....
☐ 9" to 12" (22.9 to 30.5cm) **OR** ☐ 12" to 15" (30.5-38.1cm)
☐ Standard Length Pad (10" (25.5cm)) **OR** ☐ Full Length Pad (14" (35.5cm))

Available Armrest Option

ZARM5 ☐ Covered in Black Ultrasuede (Not available with Desk Arms).....

SEAT BELTS

ZBLT1 ☐ Velcro Adjustable, Black Nylon Webbing.....
BP-HB205-M46-B1 ☐ Bodypoint® Two-Point Padded Hip Belt, Centre Pull with Push-Button Buckle, Medium.....
BP-HB205-L62-B1 ☐ Bodypoint® Two-Point Padded Hip Belt, Centre Pull with Push-Button Buckle, Large.....
BP-EB205-M46-B1 ☐ Bodypoint® EvoFlex® Pelvic Stabilizer, Centre Pull with Push Button Buckle, Medium.....
BP-EB205-L62-B1 ☐ Bodypoint® EvoFlex® Pelvic Stabilizer, Centre Pull with Push Button Buckle, Large.....
BP-HW320-25-2 ☐ Bodypoint® Optional Band Clamp Mounting Hardware.....

CALF STRAP

ZCLF2 Velcro Adjustable.....
☐ Small (Recommended for 9" - 12" Footrest Widths.)
☐ Medium (Recommended for 11" - 15" Footrest Widths.)
☐ Large (Recommended for 14" - 17" Footrest Widths.)
☐ Xtra Large (Recommended for 16" - 19" Footrest Widths.)

TiLite Z-Series Order Form

Effective October 2021 (New Items in Red)

MONO-TUBE RIGID FRAME

Page 8 of 8

- BP-SP102x Bodypoint® Padded Velcro Adjustable.....
☐ Small (Recommended for 8"- 11" Footrest Widths.)
☐ Medium (Recommended for 11"- 15" Footrest Widths.)
☐ Large (Recommended for 16"- 19" Footrest Widths.)
- ZCLF1 ☐ Buckle Adjustable, Black Nylon Webbing.....

RESIDUAL LIMB SUPPORT

- ZRSL1 ☐ Residual Limb Support ☐ Left **OR** ☐ Right (8" width x 10" length).....
 ZRSL2 ☐ Residual Limb Support - Pair (8" width x 10" length).....

BACKPACK

- ZBCK3 ☐ Black Permobil Backpack.....

SEAT POUCH

- ZPCH3 ☐ Black Permobil Seat Pouch.....
 BP-SP001 ☐ Bodypoint® Mobility Bag.....

SPOKE GUARDS

- ZGRD1 ☐ Clear Lexan with TiMotion Logo (Not available with Mag Rear Wheels.).....

ANTI-TIPS

- ZTIP1 ☐ Rear Aluminum - Black.....
 ZTIP7 ☐ Black Aluminum - Single.....
 Mount on ☐ Left Side or ☐ Right Side..... **NCO**
- ZTIP2 ☐ User Friendly Flip-up.....
 ZTIP8 ☐ User Friendly Flip-up Single.....
 Mount on ☐ Left Side or ☐ Right Side..... **NCO**

ACCESSORIES

- ZUEST1 Upper Extremity Support Tray ☐ 12" to 14" **OR** ☐ 13" to 15" Seat Widths A (Requires Armrests.).....
 ZLUG1 ☐ Luggage Carriers.....
 ZMPCT2 Neoprene Impact Guards with Ultrasuede Stripe ☐ Black.....
 ZCH1 ☐ Crutch Holder.....

LAPSTACKER Add a Adaptdefy LapStacker Set (each set comprises of - one retractor, buckle, clamp, bracket and keeper set).
 Complete the LapStacker order form.

NOTES

GENERAL

More options and frame modifications may be available through our Creative Mobility Division! Please contact customer service for details or [click here](#) to view options.

Permobil manufactures TiLite manual wheelchairs in a wide variety of configurations to meet the varied needs of wheelchair users. The final selection of a particular model, its options and accessories, and its measurements rests solely with the wheelchair user and advising healthcare professional. These wheelchairs must be fitted by a qualified healthcare professional. HCPCS Codes are for reference purposes only. Actual coding and coverage varies by payer. Proper HCPCS coding is not a guarantee of payment. Please verify the appropriate payer's coverage policy.

Get the latest order forms at permobilus.com. Prices, standard features, options and accessories are subject to change without notice. All rights reserved. Trademarks are identified by symbols™ and ®. TiLite, TiFit, the TiLite logo, Ti, the Ti logo, and TiShaft are registered trademarks of TiSport, LLC and are licensed to Permobil. Permobil® is a registered trademark of Permobil. Adobe®, Acrobat®, Acrobat Professional® and Reader® are registered trademarks of Adobe Systems Inc. Bodypoint® is a registered trademark of Bodypoint Inc. Kenda® is a registered trademark of Kenda Rubber Industrial Co. Ltd. ROHO®, AGILITY®, Low Profile® and Quadro Select® are registered trademarks of ROHO Inc. Schwalbe® is a registered trademark of Ralf Bohle GmbH. The Natural-Fit® and Out-Front® are registered trademarks of Three Rivers Holdings, LLC. The ACTA-BACK®, ACTA-EMBRACE™, COMFORT-TEK™, COMPASS®, CURVE®, ELEMENTS®, and STRETCH AIR™ are registered trademarks of THE COMFORT COMPANY® and are licensed to Permobil. Q'Straint® is a registered trademark of Q'Straint Inc.