

Titanium folding wheelchair

TiLite[®] 2GX

The 2GX combines the advantages of a modular folding frame with the high strength and vibration dampening characteristics of titanium. Add full adjustability and the 2GX is designed to empower.



permobil


Tattoo options

- 1 Mosaic
- 2 Flower garden
- 3 Need for speed




Frame colors

High gloss paint




Matte textured paint


Candy paint




Metallic paint




Matte paint



Pearlescent paint



Natural Titanium



Specifications

Frame features	Titanium Box Frame Folding Modular Design Full Adjustability
Total width folded*	10.75"
Total chair width*	23"
Seat width	12" – 20"
Seat depth	12" – 20"
Front seat height	13.5" – 21"
Rear seat height	13" – 20"
Front frame angle	Fixed Front - 70°, 80°, or 85° Swing Away - 70°, 80°, 85°, or 90°
Seat Back Type	Folding Seat Back Adj. Height 11" – 20.5" Adj. Angle 80° – 101° Fixed Seat Back Adj. Height 11" – 20"

Camber	0°, 2°, 4°, or 6°
Center of gravity adjustment	6"
Folding seat back	Adj. height 9.5" – 22" Adj. angle 80° – 101°
Transit options	Transport bracket
Transport weight*	Fixed Front - 13.1 lb. Swing Away - 15.5 lb.
Weight limit	265 lb. Standard 350 lb. Heavy Duty
Warranty	Five years on frame One year on TiLite components

* Weights and widths based on 16" x 16" chair with 0° camber, minimum rear wheel spacing and all standard features. Rear wheels are not included in transport weight. For reference, a pair of standard 24" rear wheels weighs 7.2 lb.