

# TiLite ZR ZRA Order Form

Effective May 2022 (New Items in Red)

MONO-TUBE RIGID FRAME

Page 1 of 8

DEALER INFORMATION		RTS INFORMATION	
Dealer:	Account #:	RTS:	Phone:
PO:	Ordered By:	Email:	
Email:	SHIP TO INFORMATION		
Mark For:	User Weight:	Name:	Ship Via:
TiLite Sales Rep:	Address:		
TiLite Information:	Promo Code:	City:	State: Zip:
Ship Date:	Order #:	Phone:	Fax:

More options and frame modifications may be available through our Creative Mobility Division! Please contact customer service for details or [click here](#) to view options.

Please Email or Fax to the Permobil Manual Customer Service Team at [tilitesales@permobil.com](mailto:tilitesales@permobil.com) or 866.586.2413 / 509.586.2413



## FRAME STYLE

- Z2FS2 ☐ **ZRA Titanium Frame** (Full Adjustability. 265 Pound Weight Limit. 150 Pound Weight Limit for Rear Seat Width A and Seat Depth B of 10"x10" to 12"x12". For Rear Seat Width A and Seat Depth B of 15" or greater, use K0005. For Rear Seat Width A and Seat Depth B of less than 15", use E1235.).....\$4213 K0005, E1235
- Z2FS1 ☐ **ZR Titanium Frame Ultimate TiFIT** (Minimal Adjustability. 265 Pound Weight Limit. 150 Pound Weight Limit for Rear Seat Width A and Seat Depth B of 10"x10" to 12"x12". For Rear Seat Width A and Seat Depth B of 15" or greater, use K0005. For Rear Seat Width A and Seat Depth B of less than 15", use E1235.).....\$453

## SMARTDRIVE POWER ASSIST SYSTEM



- ZMAXSD1 ☐ **Permobil SmartDrive MX2+** (N/A with rear seat heights less than 13.5", or 20" rear wheels).....\$7417 E0986
- ZMAXSD16 ☐ **NEW** SpeedControl Dial ZMAXSD17 ☐ **Extended Mount** OR ZMAXSD18 ☐ SwitchControl Buttons.....NCO
- ZMAXSD13 ☐ **NEW** PushTracker E3 (Not required).....\$50
- ZMAXSD8 ☐ SwitchControl Button with Mono Jack Option.....\$156
- ZMAXSD19 ☐ **NEW** Buddy Button.....\$258
- ZMAXSD4 ☐ Carrying Bag.....\$82
- ZMAXSD10 ☐ Universal Padded Handle.....\$21

\*SmartDrive apps available on Watch OS (Apple Watch Series 5 or newer).

## FRAME STYLE

- ZHDR1 ☐ **Heavy Duty Frame** (300 Pound Weight Limit. No charge when 20" Rear Seat Width A and 20" Seat Depth B are selected. Includes Tension Adjustable by Straps Back Upholstery. Requires Folding Aluminum Adjustable Height Backrest, Billet Aluminum Front Wheels, Shadow or SpinerGY SPOX Rear Wheels. LX Rear Wheels only available with 0 or 2 degree camber. Not available with Slipstream Fork, Velcro Adjustable Upholstery, Swing Away Tubular Armrest or Swing Away Flip Back Tubular Armrest.).....\$453
- ZPWR1 ☐ **Power Adaptable Frame** (Not required for SmartDrive. No charge when 20" Rear Seat Width A and 20" Seat Depth B are selected. Requires LiteSpeed Billet Aluminum Front Wheels and 0 degree camber. Not available with Single-sided Forks, or Titanium Camber Tubes.).....\$354
- ZRFR1 ☐ **Reinforced Frame** (No charge when 20" Rear Seat Width and 20" Seat Depth or Heavy Duty is selected.).....\$354

## TRANSIT OPTION

- ZWTB ☐ **Transport Bracket Option** (Consists of four Tie-Down Brackets. Unoccupied use only. Please refer to the ZR Transport Bracket Supplement for important information regarding the Transit Options).....\$364

## FRAME FINISHES

- ZFF1 ☐ **Satin** (Available with Titanium Frame only.).....STD
- ZSCBT1 ☐ **Satin Finish Buffing Pads**.....\$21
- ZFF3 ☐ **Tattooed Titanium™ and Aluminum** (Tattoos on front frame tubes. Titanium frame finished in Satin. Aluminum frame is tattooed on blasted aluminum with a clear coat. Tattoos will be trimmed and adjusted to fit your frame.).....\$349
- ZFF45 ☐ **Need for Speed**
- ZFF44 ☐ **Flower Garden**
- ZFF43 ☐ **Mosaic**



- High Gloss Paint** ☐ ZFF8 High Gloss Black ☐ ZFF10 TiLite Red ☐ ZFF29 Neon Pink
- Metallic Paint** ☐ ZFF14 Ocean Blue Metallic ☐ ZFF15 Tangerine Metallic ☐ ZFF30 Acid Green Metallic
- Pearlescent Paint** ☐ ZFF17 Midnight Blue Pearl ☐ ZFF18 White Pearl
- Matte Paint** ☐ ZFF19 Black Lava ☐ ZFF27 Titanium Grey
- Candy Paint** ☐ ZFF22 Ruby Red ☐ ZFF23 Azure Blue ☐ ZFF25 Electric Plum
- Matte Textured Paint** ☐ ZFF40 Hyper Blue ☐ ZFF41 Flame Orange ☐ ZFF42 OD Green.....STD

## COLOR ANODIZE PACKAGE

(Color Anodize Package includes: Caster Mount, Caster Fork, and Caster Caps. If no anodize color is selected, the default will be black.)

- ☐ ZANO1 Black.....STD



Permobil.com  
2701 West Court Street / Pasco, Washington 99301  
Tel 800 736 0925 or Email [tilitesales@permobil.com](mailto:tilitesales@permobil.com)

OF0029 ZRA 1212020RevE

# TiLite ZR ZRA Order Form

Effective May 2022 (New Items in Red)

MONO-TUBE RIGID FRAME

Page 2 of 8

☐ ZAN12 Gold ☐ ZAN15 Green ☐ ZAN13 Purple ☐ ZAN14 Orange ☐ ZAN10 Blue ☐ ZAN11 Red .....\$68

## TiFit: TAILORED INDIVIDUALIZED FRAME

Measurements shown below are our most popular selections. **Not seeing what you want?** Contact customer service or visit our Creative Mobility Division (CMD) catalog [here](#) to view additional options.

**REAR SEAT WIDTH A** Measure from outside of seat tube at back post to the outside of the opposite seat tube at back post.

ZSW1 ☐ 10" ☐ 11" ☐ 12" ☐ 13" ☐ 14" ☐ 15" ☐ 16" ☐ 17" ☐ 18" ☐ 19".....STD  
ZSW2 ☐ 20" (HPCPS code only applies to 20" Rear Seat Width A.).....\$515

**FRONT SEAT WIDTH (SEAT TAPER) T** Measure from inside of front frame tube to inside of opposite front frame tube. (Required with V-Front End V. Not Available with Standard Front End I.)

ZFSW1 ☐ No Taper (2.5" Narrower than Rear Seat Width A.).....STD  
ZFSW3 ☐ 1.5" Taper (4" Narrower than Rear Seat Width A. Includes Tension Adjustable by Straps Seat Upholstery. Not available with 10" and 11" Seat Widths A.).....\$292

**SEAT DEPTH B** Measure from front of back post to the front edge of seat sling. Frame bend will start .5" in front of seat sling unless Custom Frame Depth is specified, or the combination of specifications affect the rolling dynamics of the chair.

ZSD1 ☐ 10" ☐ 11" ☐ 12" ☐ 13" ☐ 14" ☐ 15" ☐ 16" ☐ 17" ☐ 18" ☐ 19".....STD  
ZSD2 ☐ 20".....\$546  
ZSD3 ☐ Custom Frame Depth: \_\_\_\_\_" Frame Depth Longer or Shorter Than Seat Depth (Measure from front of seat sling to beginning of frame bend. Ranges from 0.5" to 2" and can be given as specific as 1/4" increments. A Custom Frame Depth outside specified range may be available through our Creative Mobility Division. A Custom Frame Depth of 20" will have an additional charge.).....NCO

**ERGONOMIC SEAT U** Measure from front of back post to beginning of upward bend of seat tube.

ZERG1 ☐ ZR Ergonomic Seat (Not available with Tension Adjustable Bolt On Seat Upholstery)  
☐ 5" ☐ 6" ☐ 7" ☐ 8" ☐ 9" .....\$354  
ZERG2 ☐ ZRA Ergonomic Seat (Center of Gravity adjustment may be affected by this option. Custom Sideguards may be affected by this option. Not available with V-Front or Seat Taper, Seat Back that Locks When Folded, Desk Arms, Depth Adjustable Backrests, Fold Down Rigid Sideguards, Solid Seat, Tension Adjustable Bolt-On Seat Upholstery)  
☐ 6" (Minimum Seat Depth B 10") ☐ 7" (Minimum Seat Depth B 12")  
☐ 8" (Minimum Seat Depth B 13") .....\$416

**FRONT SEAT HEIGHT C** Measure from floor to top of seat tube at front edge of seat sling. ZRA adjusts up and down in .5" increments.

ZFSH1 ☐ 16" ☐ 16.5" ☐ 17" ☐ 17.5" ☐ 18" ☐ 18.5" ☐ 19" ☐ 19.5" ☐ 20" ☐ 20.5"  
☐ 21" .....STD

**REAR SEAT HEIGHT D** Measure from floor to top of seat tube at back post.

Rear Wheel Size	Rear Seat Height
20"	12.5"-18.5"
22"	14.0"-19"
24"	14.5"-20"
25"	14.5"-20"
26"	15.5"-20"

ZRSH1 ☐ 12.5" ☐ 13" ☐ 13.5" ☐ 14" ☐ 14.5" ☐ 15" ☐ 15.5" ☐ 16" ☐ 16.5"  
☐ 17" ☐ 17.5" ☐ 18" ☐ 18.5" ☐ 19" ☐ 19.5" ☐ 20".....STD

**FRONT ANGLE or OVERALL FRAME LENGTH** Select one. If Overall Frame Length is selected, front angle will be bent to achieve requested length.

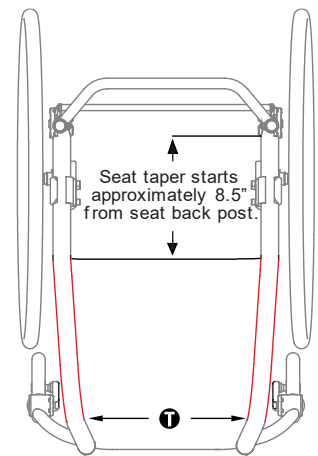
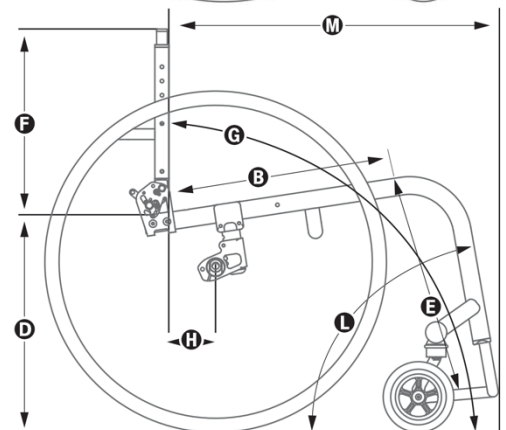
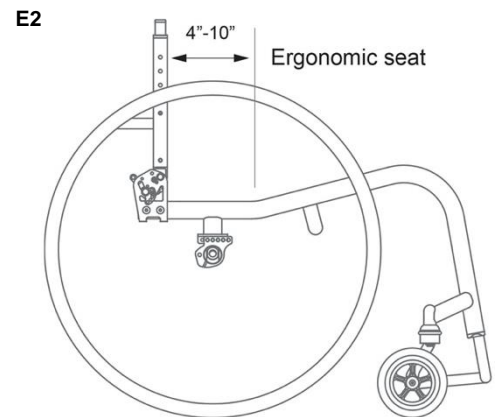
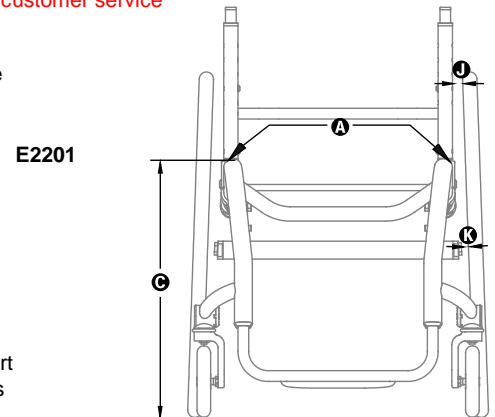
TFA1 ☐ 70° ☐ 75° ☐ 80° ☐ 85° **L** Measure from frame front to floor. (Not available with 6" Front Wheels.) ☐ 90° (Not available with 5" or 6" Front Wheels.).....STD

TFA2 ☐ Overall Frame Length **M** \_\_\_\_\_" Measure from front of backrest to Front Edge of Footrest. ....NCO

**SEAT TO FOOTREST E** Measure from front edge of seat sling to top rear of footrest.

**Standard Footrests** Measurement must be at least 2" shorter than Front Seat Height C.

☐ 13.5" ☐ 14" ☐ 14.5" ☐ 15" ☐ 15.5" ☐ 16" ☐ 16.5" ☐ 17" ☐ 17.5" ☐ 18" ☐ 18.5" ☐ 19"



# TiLite ZR ZRA Order Form

Effective May 2022 (New Items in Red)

MONO-TUBE RIGID FRAME

Page 3 of 8

ZFTR3	<input type="checkbox"/> Angle Adjustable Footrest.....	STD
ZFTR1	<input type="checkbox"/> Titanium Footrest w/Flat ABS Cover.....	\$208
ZFTR2	<input type="checkbox"/> Titanium Open Loop Footrest.....	\$266
ZFTR12	<input type="checkbox"/> Flip-Back Footrest (Not available with 10" or 11" Rear Seat Width A or Heavy Duty Frame.).....	\$234 K0040, K0045

## TiFit: TAILORED INDIVIDUALIZED FRAME

Options shown below are our most popular selections. **Not seeing what you want?** Contact customer service or visit our Creative Mobility Division (CMD) catalog [here](#) to view additional options.

### High Mount Footrest

	<input type="checkbox"/> 7"-9" <input type="checkbox"/> 9"-11" <input type="checkbox"/> 11"-13" Set at..... (Use 1/2" increments)	
ZFTR4	<input type="checkbox"/> Angle Adjustable High Mount Footrest.....	\$104 K0040

**FOOTREST WIDTH I or V** Select either a Standard Front End I if no Seat Taper T is selected or a V-Front End V if a Seat Taper T is selected.

**STANDARD FRONT END I** Find your Rear Seat Width A in the Chart below and select one of the options to the right. Measure from inside of front frame tube to inside of opposite front frame tube. (Not available with Front Seat Width (Seat Taper) T.)

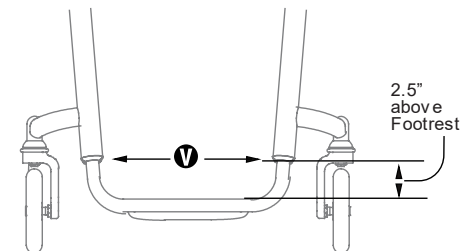
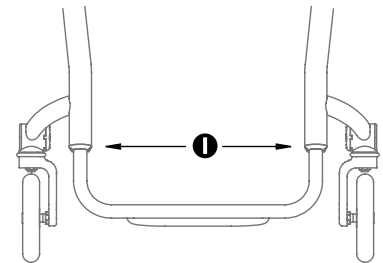
ZFE1 ☐ NO V-Front Taper (Required when both Heavy Duty Frame and Seat Taper T are selected.).....STD

REAR SEAT WIDTH A (Outside Measurement)	FOOTREST WIDTH I		
	No Taper (2.5" Narrower than Rear Seat Width)	1.5" Taper (4" Narrower than Rear Seat Width)	3.5" Taper (6" Narrower than Rear Seat Width)
10"	<input type="checkbox"/> 7.5"		
11"	<input type="checkbox"/> 8.5"		
12"	<input type="checkbox"/> 9.5"	<input type="checkbox"/> 8"	
13"	<input type="checkbox"/> 10.5"	<input type="checkbox"/> 9"	
14"	<input type="checkbox"/> 11.5"	<input type="checkbox"/> 10"	
15"	<input type="checkbox"/> 12.5"	<input type="checkbox"/> 11"	<input type="checkbox"/> 9"
16"	<input type="checkbox"/> 13.5"	<input type="checkbox"/> 12"	<input type="checkbox"/> 10"
17"	<input type="checkbox"/> 14.5"	<input type="checkbox"/> 13"	<input type="checkbox"/> 11"
18"	<input type="checkbox"/> 15.5"	<input type="checkbox"/> 14"	<input type="checkbox"/> 12"
19"	<input type="checkbox"/> 16.5"	<input type="checkbox"/> 15"	<input type="checkbox"/> 13"
20"	<input type="checkbox"/> 17.5"	<input type="checkbox"/> 16"	<input type="checkbox"/> 14"

OR

**V-FRONT END V** Measure from inside of front frame tube to inside of opposite front frame tube 2-1/2" above footrest. (Required with Front Seat Taper T. Titanium Footrests have 1" of adjustment up and down. Not available with Ergonomic Seat frames.)

ZFE2 ☐ V-Front Taper.....\$302  
☐ 9" ☐ 10" ☐ 11" ☐ 12" ☐ 13" ☐ 14" ☐ 15"



## BACK SUPPORTS

### ROHO® AGILITY® ACTIVE ALUMINUM Contour Back Support

Shell Height ☐ 8" ☐ 10"

SBRS14 ☐ AGILITY Active Aluminum Min Contour with Foam.....\$641 E2620

SBRS15 ☐ AGILITY Active Aluminum Mid Contour with Foam.....\$641 E2620

### ROHO® AGILITY® ACTIVE CARBON Contour Back Support (2x2 Twill Weave Carbon Fiber)

Shell Height ☐ 10" ☐ 13" ☐ 16"

☐ AGILITY Carbon Min Contour Back with Foam w/ Air Insert

SBRS7 Foam w/Air Insert.....\$695 E2620

ACB1 AGILITY Active Carbon Upgrade (Not available with Bolt-on Push Handles).....\$350

Fixed Hardware.....NCO

☐ AGILITY Carbon Mid Contour Back with Foam w/ Air Insert

SBRS9 Foam w/Air Insert.....\$707 E2620

ACB2 AGILITY Active Carbon Upgrade (Not available with Bolt-on Push Handles).....\$338

Fixed Hardware.....NCO

### COMFORT ACTA-EMBRACE® Back Support

Shell Height ☐ 10" ☐ 12" ☐ 14" ☐ 16"

SBRS16 ☐ Acta-Embrace Back with 2-PT Quick Release Compass Hardware.....\$573 E2613

CPSB1 ☐ Comfort Privacy Shield.....\$39

### COMFORT ACTA-RELIEF Back Support

Shell Height ☐ 10" ☐ 12" ☐ 14" ☐ 16"

SBRS13 ☐ Acta-Relief Back with 2-PT Quick Release Compass Hardware.....\$783 E2615

CPSB1 ☐ Comfort Privacy Shield.....\$39

# TiLite ZR ZRA Order Form

Effective May 2022 (New Items in Red)

MONO-TUBE RIGID FRAME

Page 4 of 8

## BACK UPHOLSTERY (Want more seating options? [Click here](#) to view the new TiLite Seating Order Form.)

ZBUP2 ☐ Velcro Adjustable (Not available with Fold-Down Push Handles.).....STD

### Tension Adjustable by Straps (Required with Fold-Down Push Handles.)

ZBUP3 ☐ Padded Nylon.....\$354 E2611

ZBUP5 ☐ AIR Breathable Upholstery (Not available with Ultrasuede Backrest Stripe.).....\$354 E2611

ZUPC3 Ultrasuede Backrest Stripe ☐ Black.....\$110

ZBUP0 ☐ Omit Back Upholstery.....NCO

## TiFit: TAILORED INDIVIDUALIZED FRAME

### SEAT BACK TYPE/PUSH HANDLES/SEAT BACK HEIGHT F Measure from top of back post to top of seat tube at rear of frame.

ZSB1 ☐ Folding Aluminum Adjustable Height Back (Required for Heavy Duty Frame.).....STD

ZSB2 ☐ Folding Titanium Adjustable Height Back and Rounded Rigidizer Bar (Titanium back will match Frame Finish.).....\$266

ZSB15 ☐ Non-Folding, Fixed Height Titanium with Rounded Rigidizer Bar (Not Available with Aero Z, ZRA or Transport Brackets. Titanium back will match Frame Finish. Not available with Push Handles.).....\$302

### TISHAFT™ BACK RELEASE BARS (Not available with Non-Folding, Fixed Height Titanium Back.)

ZSB3 ☐ Aluminum.....STD

ZSB6 ☐ 2x2 Twill Weave Carbon Fiber.....\$78

### PUSH HANDLES

ZSB6 ☐ Integrated Push Handles.....NCO

ZSB7 ☐ Integrated Fold-Down Push Handles (Requires Tension Adjustable by Straps Back Upholstery.).....\$120

ZSB8 ☐ Bolt-On Push Handles (Includes 4" Deep Backrest Rigidizer Bar.).....\$208

ZSB9 ☐ Bolt-On Height-Adjustable Push Handles (Includes 4" Deep Backrest Rigidizer Bar.).....\$349

### FOLDING SEAT BACK HEIGHT F (ZSB1 and ZSB2)

Push Handles (Selected Above)	Short	Medium	Tall	Set at: (Use ½" increments)
None/ Bolt-On	<input type="checkbox"/> 8.5"-11.5"	<input type="checkbox"/> 12"-16.5"	<input type="checkbox"/> 16"-20.5"	Set at: _____
Integrated	<input type="checkbox"/> 10.5"-12.5"	<input type="checkbox"/> 13.5"-16.5"	<input type="checkbox"/> 17.5"-20.5"	Set at: _____
Integrated Fold-Down	<input type="checkbox"/> 13"-15"	<input type="checkbox"/> 14.5"-18.5"	<input type="checkbox"/> 18.5"-21"	Set at: _____

### NON-FOLDING, FIXED-HEIGHT F TITANIUM SEAT BACK with New Rounded Rigidizer Bar (ZSB15) (Titanium back will match Frame Finish. Required for fixed Side Guards. Not available with ZRA, Swing Away Tubular or Swing Away - Flip Back Tubular Armrests and Integrated Push Handles, Integrated Fold-Down Push Handles or Bolt-On Height Adjustable Push Handles.)

☐ 8" ☐ 8.5" ☐ 9" ☐ 9.5" ☐ 10" ☐ 10.5" ☐ 11" ☐ 11.5" ☐ 12" ☐ 12.5" ☐ 13" ☐ 13.5" ☐ 14" ☐ 14.5" ☐ 15" ☐ 15.5" ☐ 16" ☐ 16.5" ☐ 17" ☐ 17.5" ☐ 18" ☐ 18.5" ☐ 19" ☐ 19.5" ☐ 20"

### AVAILABLE ON ALL BACKS

ZSB11 ☐ Backrest that Locks when Folded (Not available with Ergonomic Seat.).....STD

ZSB12 ☐ 4" Deep Backrest Rigidizer Bar (Required with Heavy Duty Frame. Not available with a Non-Folding, Fixed Height Titanium Seat Back Type. 4" Deep Rigidizer Bar is NOT a rounded style rigidizer bar.).....NCO

ZSB16 ☐ Depth Adjustable Back/Frame (Seat Depths B of 10"-18" allow 2" of rearward adjustment. Height Adjustable Push Handles have a limited height range with Depth Adjustable Back. Not Available with 19" or 20" Seat Depths B, Heavy Duty Frame, Tension Adjustable By Straps Seat Upholstery or Carbon Fiber Side Guards.).....NCO

### SEAT BACK ANGLE G Measure angle from front of back post to floor.

ZSBA1 **Folding Back**  
☐ 80° ☐ 83° ☐ 86° ☐ 89° ☐ 92° ☐ 95° ☐ 98° ☐ 101°.....STD

ZSBA1 **Non-Folding Back**  
☐ 80° ☐ 81° ☐ 82° ☐ 83° ☐ 84° ☐ 85° ☐ 86° ☐ 87° ☐ 88° ☐ 89° ☐ 90° ☐ 91° ☐ 92° ☐ 93° ☐ 94° ☐ 95° ☐ 96° ☐ 97° ☐ 98° ☐ 99° ☐ 100° ☐ 101°.....NCO

### CENTER OF GRAVITY H Measure from front of back post at the seat tube to the center of the rear axle. If no center of gravity is selected, chair will ship with the center of gravity in the rearward-most position.

ZCOG1 ☐ 0" ☐ 0.25" ☐ 0.5" ☐ 0.75" ☐ 1" ☐ 1.25" ☐ 1.5" ☐ 1.75" ☐ 2" ☐ 2.25" ☐ 2.5" ☐ 2.75" ☐ 3" ☐ 3.25" ☐ 3.5" ☐ 3.75" ☐ 4" ☐ 4.25" ☐ 4.5" ☐ 4.75" ☐ 5".....STD

### REAR WHEEL SPACING J/PLUGS Measure from outside of seat back post to inside of rear tire. ZRA 0.75" Rear Wheel Spacing not available with 0° or 2° Camber K. Ergonomic Seat selection may limit available center of gravity.

ZRWS1 ☐ .75" ☐ 1" ☐ 1.25".....STD

ZCBR12 ☐ Adjustable Rear Wheel Spacing Camber Plugs.....STD

ZCBR9 ☐ Additional Spacers to Increase Rear Wheel Spacing.....NCO

ZCBR11 ☐ Zero Play Aluminum Camber Plugs (Not available with Power Adaptable Frame or more than 6° of Camber K.).....NCO

# TiLite ZR ZRA Order Form

Effective May 2022 (New Items in Red)

MONO-TUBE RIGID FRAME

Page 5 of 8

## TiFit: TAILORED INDIVIDUALIZED FRAME

### SEAT UPHOLSTERY

ZSUP1	<input type="checkbox"/> Tension Adjustable Bolt On (Not available with 10" or 11" Rear Seat Width A.....)	STD	
ZSUP2	<input type="checkbox"/> Tension Adjustable by Straps (Standard with Ergonomic Seat and Front Seat Width (Seat Taper) T of 1", 2" or 3". Black upholstery only.).....	\$193	
ZSUP8	<input type="checkbox"/> Aluminum Solid Seat (Not available with 10" or 11" Rear Seat Width A or Ergonomic Seat.....)	\$297	E2231
ZSUP0	<input type="checkbox"/> Omit Seat.....	NCO	

### SEAT CUSHION (Want more seating options? [Click here](#) to view the new TiLite Seating Order Form.)

ZCSH2	<input type="checkbox"/> Comfort Curve Cushion (Stretch-Air cover).....	\$105	E2601
ZCSH23	<input type="checkbox"/> Comfort Acta-Embrace™ Comfort-Tek Zero Elevation Cushion.....	\$382	E2607
ZCSH11	<input type="checkbox"/> ROHO® Single Compartment (Fits seat widths 14" to 19") Profile: <input type="checkbox"/> Low <input type="checkbox"/> Mid <input type="checkbox"/> High.....	\$506	E2622
XCSH14	<input type="checkbox"/> ROHO® QUADTRO SELECT® Cushion (Fits seat widths 14" to 19") Profile: <input type="checkbox"/> Low <input type="checkbox"/> Mid <input type="checkbox"/> High.....	\$506	E2624
ZCSH16	<input type="checkbox"/> ROHO® Hybrid Select (Fits seat widths 14" to 18", and 20").....	\$541	E2624
ZCSH17	<input type="checkbox"/> Vicair Vector 02 with Comfair Cover (Fits seat widths A 14" to 19". Non-stock upcharges may apply.).....	\$516	E2624

## CUSTOM CONFIGURATION OPTIONS

### CAMBER K/CAMBER TUBES

ZCBR1	<input type="checkbox"/> 0° <input type="checkbox"/> 2° <input type="checkbox"/> 4° <input type="checkbox"/> 6° (More than 0° of Camber K is not available with the Power Adaptable Frame. 8° of Camber may be available through our Creative Mobility Division.).....	STD	
ZCBR15	<input type="checkbox"/> Aluminum Camber Tube .....	STD	
ZCBR3	<input type="checkbox"/> Titanium Camber Tube (Not available with Power Adaptable Frame.).....	\$208	

### FRONT WHEELS

ZFW24	<input type="checkbox"/> 3"x1.5" LiteSpeed Billet Aluminum Wheel w/Soft Roll Tire <input type="checkbox"/> Silver Hub <b>OR</b> <input type="checkbox"/> Black Hub.....	\$198	
ZFW14	<input type="checkbox"/> 4"x.75" Plastic Wheel w/Poly Tire (Not available with Slipstream Fork or Power Adaptable Frame.).....	NCO	
ZFW3	<input type="checkbox"/> 4"x.75" Light-Up Micro-Caster (Not available with Slipstream Fork or Power Adaptable Frame.).....	\$84	
ZFW26	<input type="checkbox"/> 4"x1.5" LiteSpeed Plastic Wheel w/Soft Roll Tire (Not available with Power Assist, Power Add-on System or Heavy Duty Frame.).....	\$99	
ZFW27	<input type="checkbox"/> 4"x1.5" LiteSpeed Billet Aluminum Wheel w/Soft Roll Tire <input type="checkbox"/> Silver Hub <b>OR</b> <input type="checkbox"/> Black Hub.....	\$208	
ZFW6	<input type="checkbox"/> 5"x1" Plastic Wheel w/Poly Tire (Not available with 90° Front Angle L, Slipstream Fork or Power Adaptable Frame.).....	NCO	
ZFW28	<input type="checkbox"/> 5"x1.5" LiteSpeed Plastic Wheel w/Soft Roll Tire (Not available with 90° Front Angle L or Power Adaptable Frame.).....	\$99	
ZFW30	<input type="checkbox"/> 5"x1.5" LiteSpeed Billet Aluminum Wheel w/Soft Roll Tire <input type="checkbox"/> Silver Hub <b>OR</b> <input type="checkbox"/> Black Hub (Not available with 90° Front Angle L.).....	\$224	
ZFW9	<input type="checkbox"/> 6"x1" Plastic Wheel w/Poly Tire (Not available with 85° or 90° Front Angle L, Slipstream Fork or Power Adaptable Frame.).....	NCO	
ZFW32	<input type="checkbox"/> 6"x1.5" LiteSpeed Plastic Wheel w/Soft Roll Tire (Not available with 85° or 90° Front Angle L, Slipstream Fork or Power Adaptable Frame.).....	\$104	
ZFW33	<input type="checkbox"/> 6"x1.5" LiteSpeed Billet Aluminum Wheel w/Soft Roll Tire <input type="checkbox"/> Silver Hub <b>OR</b> <input type="checkbox"/> Black Hub (Not available with 85° or 90° Front Angle L.).....	\$234	

### PRECISION LOCK FRONT FORKS

ZFK1	<input type="checkbox"/> TiLite Standard Fork.....	STD	
ZFK2	<input type="checkbox"/> TiLite Slipstream Single-Sided Fork (Not available with Heavy Duty Frame or Power Adaptable Frame.).....	\$177	
TGL1	<input type="checkbox"/> Out-Front Glide™ Suspension Fork (Black anodize only.).....	\$505	E1015
	Rider's Weight: <input type="checkbox"/> 125 lbs. <input type="checkbox"/> 125-180 lbs. <input type="checkbox"/> 180-265 lbs.		
ZTFS1	<input type="checkbox"/> Titanium Fork Stem.....	\$63	

### STANDARD REAR WHEELS (See Rear Seat Height Ranges Chart for Rear Seat Height D limitations.)

ZRW14	TiLite SHADOW™.....	STD	
	<input type="checkbox"/> 20"(451)		
	<input type="checkbox"/> 22"(501)		
	<input type="checkbox"/> 24"(540)		
	<input type="checkbox"/> 25"(559) (Requires 15" minimum Seat Depth B.)		
	<input type="checkbox"/> 26"(590) (Requires 15" minimum Seat Depth B.)		

### PERFORMANCE REAR WHEELS (See Rear Seat Height Ranges Chart for Rear Seat Height D limitations.)

ZRW7	Spinergy® SPOX <input type="checkbox"/> Black <input type="checkbox"/> Red <input type="checkbox"/> Blue <input type="checkbox"/> White <input type="checkbox"/> Orange <input type="checkbox"/> Pink <input type="checkbox"/> Purple <input type="checkbox"/> Green (Orange, Pink, Purple And Green only available in 20" size.).....	\$879	
	<input type="checkbox"/> 20"(451) - Std. Hub		
	<input type="checkbox"/> 22"(501) - Std. Hub		
	<input type="checkbox"/> 24"(540) - Std. Hub		
	<input type="checkbox"/> 25"(559) - Std. Hub (Requires 15" minimum Seat Depth B.)		
	<input type="checkbox"/> 26"(590) - Std Hub (Requires 15" minimum Seat Depth B.)		
ZRW8	Spinergy® LX <input type="checkbox"/> Black <input type="checkbox"/> Red <input type="checkbox"/> Blue <input type="checkbox"/> White <input type="checkbox"/> Bright Orange <input type="checkbox"/> Flamingo Pink <input type="checkbox"/> Purple <input type="checkbox"/> Green.....	\$1103	
	<input type="checkbox"/> 22"(501) - Std. Hub		
	<input type="checkbox"/> 24"(540) - Std. Hub		
	<input type="checkbox"/> 25"(559) - Std. Hub (Requires 15" minimum Seat Depth B.)		
	<input type="checkbox"/> 26"(590) - Std Hub (Requires 15" minimum Seat Depth B.)		



# TiLite ZR ZRA Order Form

Effective May 2022 (New Items in Red)

MONO-TUBE RIGID FRAME

Page 6 of 8

ZRW9	New Spinergy Design Lab LX Wheels (If same color is selected, anodized hubs and rims match color anodized package on page 1. Available with black spokes only.) <input type="checkbox"/> Gold Anodize <input type="checkbox"/> Green Anodize <input type="checkbox"/> Blue Anodize <input type="checkbox"/> Red Anodize <input type="checkbox"/> Purple Anodize <input type="checkbox"/> Orange Anodize.....	\$1311
	<input type="checkbox"/> 22"(501) - Std. Hub	
	<input type="checkbox"/> 24"(540) - Std. Hub	
	<input type="checkbox"/> 25"(559) - Std. Hub (Requires 15" minimum Seat Depth B.)	
	<input type="checkbox"/> 26"(590) - Std. Hub (Requires 15" minimum Seat Depth B.)	
ZRW16	New Spinergy® Carbon Blade with 2x2 Twill Weave Carbon Fiber (Not available with Heavy Duty Frame.).....	\$1540
	<input type="checkbox"/> 24"(540)	
	<input type="checkbox"/> 25"(559) (Requires 15" minimum Seat Depth B.)	
ZRW17	X-Core Mag (Not available with Heavy Duty Frame, Short Tabs, Quad Release Axles, Spoke Guards or Omit Handrims Option. Requires Aluminum Silver Anodized Handrims.).....	\$63
	<input type="checkbox"/> 20"(451)	
	<input type="checkbox"/> 22"(501)	
	<input type="checkbox"/> 24"(540)	
<b>AXLES</b>		
ZAXL1	<input type="checkbox"/> Stainless Quick Release.....	STD
ZAXL2	<input type="checkbox"/> Titanium Quick Release.....	\$266
ZAXL3	<input type="checkbox"/> Quad Release (Not available with Mag or 26"(590) Spinergy Spox or LX Rear Wheels.).....	\$162

## PNEUMATIC REAR TIRES

ZRTR1	<input type="checkbox"/> Treaded 22"(501), 24"(540), and 26"(590).....	STD	
ZRTR2	<input type="checkbox"/> Airless Inserts (Not available with Spinergy Carbon Blade Rear Wheels.).....	\$94	E2213
ZRTR31	<input type="checkbox"/> MBL SpeedLite 20"(451), 22"(501), 24"(540), 25"(559) and 26"(590).....	STD	
ZRTR30	<input type="checkbox"/> 24"(540), 25"(559) and 26"(590) Primo Sentinel.....	\$130	
ZRTR8	<input type="checkbox"/> 24"(540), 25"(559) and 26"(590) Schwalbe® Marathon Plus Evolution.....	\$146	
ZRTR32	<input type="checkbox"/> 24"(540) Primo C-763 Knobby.....	\$100	

## SOLID REAR TIRES (Not available with Spinergy Carbon Blade Rear Wheels.)

ZRTR22	<input type="checkbox"/> 20"(451), 22"(501), 24"(540) and 25"(559) Primo Express.....	\$115
ZRTR23	<input type="checkbox"/> 24"(540) and 25"(559) Primo Active.....	\$141

## HANDRIMS

### Handrims by OUT-FRONT®

ZRIM1	<input type="checkbox"/> Aluminum – Silver Anodized.....	STD
ZRIM21	<input type="checkbox"/> Aluminum – Black Anodized.....	NCO
ZRIM12	<input type="checkbox"/> Titanium – Satin Finish (Not available with 20"(451) or 22"(501) Rear Wheels, or 24"(540) Knobby tires.).....	\$489
ZRIM10	<input type="checkbox"/> The Surge (All-In-One Oval with Gription™ Strip, Larger Profile) (Not available with 20"(451) Rear Wheels.).....	\$416
ZRIM11	<input type="checkbox"/> The Surge LT (All-In-One Oval with Gription™ Strip, Smaller Profile) (Not available with 20"(451) Rear Wheels.).....	\$448
ZRIM20	<input type="checkbox"/> Q-Grip (Exclusive High-Friction, Anti-Slip Coating) (Not available with 20"(451) Rear Wheels.).....	\$344
<b>The Natural-Fit® (Original, Larger Profile) (Not available with 20"(451) Rear Wheels.)</b>		
ZRIM14	<input type="checkbox"/> Standard Grip (Not available with Short Tabs or Spinergy Carbon Blade Rear Wheels.).....	\$411
ZRIM15	<input type="checkbox"/> Super Grip (Not available with Short Tabs or Spinergy Carbon Blade Rear Wheels.).....	\$448
ZRIM16	<input type="checkbox"/> Without Thumb Grip.....	\$375

### The Natural-Fit® LT (Reduced Weight, Smaller Profile) (Not available with 20"(451) Rear Wheels.)

ZRIM17	<input type="checkbox"/> Standard Grip (Not available with Short Tabs or Spinergy Carbon Blade Rear Wheels.).....	\$432
ZRIM18	<input type="checkbox"/> Super Grip (Not available with Short Tabs or Spinergy Carbon Blade Rear Wheels.).....	\$494
ZRIM19	<input type="checkbox"/> Without Thumb Grip.....	\$406

### Additional Handrim Options

ZRIM5	<input type="checkbox"/> Plastic Coated – Black.....	\$167
ZRIM22	<input type="checkbox"/> Omit Handrims.....	NCO

### Tab Length

ZRIM7	<input type="checkbox"/> Long Tabs.....	STD
ZRIM8	<input type="checkbox"/> Short Tabs (Not available with Mag Rear Wheels or The Natural-Fit Handrims with Thumb Grip.).....	\$26

## WHEEL LOCKS

### Wheel Locks by OUT-FRONT®

ZWLK7	<input type="checkbox"/> Compact Composite Push to Lock (Available with .75" to 1.5" Rear Wheel Spacing 1 only.).....	NCO	
ZWLK8	<input type="checkbox"/> Compact Composite Pull to Lock (Available with .75" to 1.5" Rear Wheel Spacing 1 only.).....	NCO	
ZWLK10	<input type="checkbox"/> Extension Handles for Compact Composite Push/Pull to Lock.....	\$89	E0961
<b>Additional Wheel Locks</b>			
ZWLK11	<input type="checkbox"/> MBL Composite Scissor Lock.....	\$151	
ZWLK3	Uni-Lock Set At: <input type="checkbox"/> Push <b>OR</b> <input type="checkbox"/> Pull.....	\$172	
ZWLK4	<input type="checkbox"/> Extension Handles for Uni-Lock.....	\$89	E0961
ZWLK15	<input type="checkbox"/> Grade Aids Push to Lock (Not available with solid rear tires).....	\$182	E0974

# TiLite ZR ZRA Order Form

Effective May 2022 (New Items in Red)

MONO-TUBE RIGID FRAME

Page 7 of 8

## SIDE GUARDS

### Aluminum

ZSDG2	<input type="checkbox"/> Rigid Removable	<input type="checkbox"/> Small	<b>OR</b>	<input type="checkbox"/> Std.	\$208	
ZSDG3	<input type="checkbox"/> Quad Removable w/Hole	<input type="checkbox"/> Small	<b>OR</b>	<input type="checkbox"/> Std.	\$224	
ZSDG4	<input type="checkbox"/> Fold Down Rigid	<input type="checkbox"/> Small	<b>OR</b>	<input type="checkbox"/> Std. (Not available with Ergonomic Seat.)	\$349	
ZSDG6	<input type="checkbox"/> Fendered Adjustable (Available with 24" and 25" Rear Wheels. Requires Rear Seat Height D of 14.5" to 18.5").				\$349	

### 2x2 Twill Weave Carbon Fiber

ZSDG7	<input type="checkbox"/> Rigid Removable	<input type="checkbox"/> Small	<b>OR</b>	<input type="checkbox"/> Std.	\$323	
ZSDG8	<input type="checkbox"/> Quad Removable w/Hole	<input type="checkbox"/> Small	<b>OR</b>	<input type="checkbox"/> Std.	\$333	
ZSDG9	<input type="checkbox"/> Fold Down Rigid	<input type="checkbox"/> Small	<b>OR</b>	<input type="checkbox"/> Std. (Not available with Ergonomic Seat.)	\$479	
ZSDG11	<input type="checkbox"/> Fendered Adjustable (Available with 24" and 25" Rear Wheels. Requires Rear Seat Height D of 14.5" to 18.5").				\$588	
ZSDG12	<input type="checkbox"/> Fendered Removable				\$474	

### Available on Aluminum and Carbon Fiber Non-Fendered Side Guards

ZSDG13	<input type="checkbox"/> Side Guards Custom Cut to Profile of Rear Wheels	\$328	
--------	---	-------	--

## CUSTOM CONFIGURATION OPTIONS

### ARMRESTS (Desk Arms come with built-in Side Guards.)

#### Tubular Armrests

ZARM1	Swing Away Tubular <input type="checkbox"/> 6.5" to 9.5" <b>OR</b> <input type="checkbox"/> 9.5" to 12.5" (Not Available with Heavy Duty Frame or Height Adjustable Push Handles.)	\$234	E0973
ZARM6	<input type="checkbox"/> Swing Away Fixed Height - Flip Back Tubular (Not Available with Heavy Duty Frame.)	NCO	
ZARM4	<input type="checkbox"/> Swing Away Height Adjustable 8.5" to 11.5" - Flip Back Tubular (Not Available with Heavy Duty Frame.)	\$328	E0973

#### Single Post Desk Arms

ZARM2	Removable Height Adjustable Desk Arm with Rigid Side Guard (Requires 14" minimum Seat Depth B. Not available with Ergonomic Seat.)	\$349	E0973
	<input type="checkbox"/> 9" to 12" <b>OR</b> <input type="checkbox"/> 12" to 15"		
	<input type="checkbox"/> Standard Length Pad (10") <b>OR</b> <input type="checkbox"/> Full Length Pad (14")		
ZARM3	Removable Height Adjustable Desk Arm with Rigid Side Guard and Transfer Loop (Requires 15" minimum Seat Depth B. Not Available with Ergonomic Seat.)	\$390	E0973
	<input type="checkbox"/> 9" to 12" <b>OR</b> <input type="checkbox"/> 12" to 15"		
	<input type="checkbox"/> Standard Length Pad (10") <b>OR</b> <input type="checkbox"/> Full Length Pad (14")		

### Available Armrest Option

ZARM5	<input type="checkbox"/> Covered in Black Ultrasuede (Not available with Desk Arms)	\$115	
-------	---	-------	--

## SEAT BELTS

ZBLT1	<input type="checkbox"/> Velcro Adjustable, Black Nylon Webbing	\$58	E0978
ZBLT2	<input type="checkbox"/> Bodypoint® 2" Push-Button Buckle (Auto-Style.)	\$99	E0978
ZBLT4	<input type="checkbox"/> Bodypoint® 1" Wide Push-Button Buckle Padded (Auto-Style.) (Not available with 19" or 20" Rear Seat Widths A.)	\$188	E0978
ZBLT5	<input type="checkbox"/> Bodypoint® 1.5" Wide Push-Button Buckle Padded (Auto-Style.) (Not available with 19" or 20" Rear Seat Widths A.)	\$177	E0978
ZBLT8	<input type="checkbox"/> Q'Straint® WC-19 Wheelchair-Anchored Pelvic Belt (Recommended for use with Transit Tie Down. Not Available with ZR.)	\$208	E0978
ZBLT10	<input type="checkbox"/> Bodypoint® Optional Band Clamp Mounting Hardware	\$21	K0108
ZBLT16	<input type="checkbox"/> Bodypoint® EvoFlex® Pelvic Stabilizer Push Button	\$193	E0978

## CALF STRAP

ZCLF2	Velcro Adjustable	\$42	K0038
	<input type="checkbox"/> Small (Recommended for 9" - 12" Footrest Widths.)		
	<input type="checkbox"/> Medium (Recommended for 11" - 15" Footrest Widths.)		
	<input type="checkbox"/> Large (Recommended for 14" - 17" Footrest Widths.)		
	<input type="checkbox"/> Xtra Large (Recommended for 16" - 19" Footrest Widths.)		
ZCLF3	Bodypoint® Padded Velcro Adjustable	\$104	K0038
	<input type="checkbox"/> Small (Recommended for 8"- 11" Footrest Widths.)		
	<input type="checkbox"/> Medium (Recommended for 11"- 15" Footrest Widths.)		
	<input type="checkbox"/> Large (Recommended for 16"- 19" Footrest Widths.)		
ZCLF1	<input type="checkbox"/> Buckle Adjustable, Black Nylon Webbing	\$32	K0038

## RESIDUAL LIMB SUPPORT

ZRSL1	<input type="checkbox"/> Residual Limb Support <input type="checkbox"/> Left <b>OR</b> <input type="checkbox"/> Right (8" width x 10" length)	\$411	E1020
ZRSL2	<input type="checkbox"/> Residual Limb Support Pair (8" width x 10" length)	\$822	E1020

## BACKPACK

ZBCK3	<input type="checkbox"/> Permobil Medical Necessities Backpack	\$99	
-------	--	------	--

## SEAT POUCH

ZPCH3	<input type="checkbox"/> Permobil Medical Necessities Seat Pouch	\$63	
ZPCH4	<input type="checkbox"/> Bodypoint® Mobility Bag	\$104	

# TiLite ZR ZRA Order Form

Effective May 2022 (New Items in Red)

MONO-TUBE RIGID FRAME

Page 8 of 8

## SPOKE GUARDS

ZGRD1 ☐ Clear Lexan with TiMotion Logo (Not available with Mag Rear Wheels.).....\$141 K0065

## ANTI-TIPS

ZTIP1 ☐ Rear Aluminum - Black.....\$167 E0971

ZTIP2 ☐ User Friendly Flip-up (Not available with Frog Legs® Rear Suspension.).....\$349 E0971

## ACCESSORIES

ZUEST1 Upper Extremity Support Tray ☐ 12" to 14" OR ☐ 13" to 15" Seat Widths A (Requires Armrests.).....\$302 E0950

ZLUG1 ☐ Luggage Carriers.....\$151

ZMPCT2 Neoprene Impact Guards with Ultrasuede Stripe ☐ Black.....\$110

ZCH1 ☐ Crutch Holder.....\$234 E2207

ZAFP1 4" Logo Patch ☐ Army ☐ Navy ☐ Air Force ☐ Marines.....\$110

## GENERAL

More options and frame modifications may be available through our Creative Mobility Division! Please contact customer service for details or [click here](#) to view options.

Permobil manufactures TiLite manual wheelchairs in a wide variety of configurations to meet the varied needs of wheelchair users. The final selection of a particular model, its options and accessories, and its measurements rests solely with the wheelchair user and advising healthcare professional. These wheelchairs must be fitted by a qualified healthcare professional. HCPCS Codes are for reference purposes only. Actual coding and coverage varies by payer. Proper HCPCS coding is not a guarantee of payment. Please verify the appropriate payer's coverage policy.

**Get the latest order forms at permobilus.com.** Prices, standard features, options and accessories are subject to change without notice. All rights reserved. Trademarks are identified by symbols™ and ®. TiLite, TiFit, the TiLite logo, Ti, the Ti logo, and TiShaft are registered trademarks of TiSport, LLC and are licensed to Permobil. Permobil® is a registered trademark of Permobil. Adobe®, Acrobat®, Acrobat Professional® and Reader® are registered trademarks of Adobe Systems Inc. Bodypoint® is a registered trademark of Bodypoint Inc. Kenda® is a registered trademark of Kenda Rubber Industrial Co. Ltd. ROHO®, AGILITY®, Low Profile® and Quadro Select® are registered trademarks of ROHO Inc. Schwalbe® is a registered trademark of Ralf Bohle GmbH. The Natural-Fit® and Out-Front® are registered trademarks of Three Rivers Holdings, LLC. The ACTA-BACK®, ACTA-EMBRACE™, COMFORT-TEK™, COMPASS®, CURVE®, ELEMENTS®, and STRETCH AIR™ are registered trademarks of THE COMFORT COMPANY® and are licensed to Permobil. Q'Straint® is a registered trademark of Q'Straint Inc.

## NOTES

### QUOTE THIS CHAIR

If you are using Adobe Acrobat, this order form may be converted into a quote request or into an order by clicking one of the buttons (this feature is available exclusively to Permobil dealers and distributors). A Quote or an Order Confirmation will be sent to you within 24 hours.

### ORDER THIS CHAIR