

TiLite TR TRA Order Form

Effective May 2022 (New Items in Red)

DUAL-TUBE RIGID FRAME

Page 1 of 8

DEALER INFORMATION		RTS INFORMATION	
Dealer:	Account #:	RTS:	Phone:
PO:	Ordered By:	Email:	
Email:		SHIP TO INFORMATION	
Mark For:	User Weight:	Name:	Ship Via:
TiLite Sales Rep:		Address:	
TiLite Information:	Promo Code:	City:	State: Zip:
Ship Date:	Order #:	Phone:	Fax:

More options and frame modifications may be available through our Creative Mobility Division! Please contact customer service for details or [click here](#) to view options.

Please Email or Fax to the Permobil Manual Customer Service Team at tilitesales@permobil.com or 866.586.2413 / 509.586.2413



FRAME STYLE

- TAFS1 ☐ **TRA Titanium Frame** (Full Adjustability. 265 Pound Weight Limit. For Rear Seat Width A and Seat Depth B of 15" or greater, use K0005. For Rear Seat Width A and Seat Depth B of less than 15", use E1235.).....\$4519 K0005, E1235
- TRFS1 ☐ **TR Titanium Frame Ultimate TiFIT** (Minimal Adjustability. 265 Pound Weight Limit. For Rear Seat Width A and Seat Depth B of 15" or greater, use K0005. For Rear Seat Width A and Seat Depth B of less than 15", use E1235.).....\$260

SMARTDRIVE POWER ASSIST SYSTEM



- TMAXSD1 ☐ **Permobil Smart Drive MX2+** (N/A with rear seat heights less than 13.5", or 20" rear wheels).....\$7417 E0986
- TMAXSD16 ☐ **NEW** SpeedControl Dial TMAXSD17 ☐ **Extended Mount** OR TMAXSD18 ☐ SwitchControl Buttons.....NCO
- TMAXSD13 ☐ **NEW** PushTracker E3 (Not required).....\$50
- TMAXSD8 ☐ SwitchControl Button with Mono Jack Option.....\$156
- TMAXSD19 ☐ **NEW** Buddy Button.....\$258
- TMAXSD4 ☐ Carrying Bag.....\$82
- TMAXSD10 ☐ Universal Padded Handle.....\$21

*SmartDrive apps available on Watch OS (Apple Watch Series 5 or newer).

FRAME STYLE

- THDR1 ☐ **Heavy Duty Frame** (Not Available with TR Titanium Frame. 350 Pound Weight Limit. No charge when 20" Rear Seat Width A and 20" Seat Depth B are selected. Includes Tension Adjustable by Straps Back Upholstery. Requires Folding Aluminum Adjustable Height Backrest, Billet Aluminum Front Wheels, Shadow or Spineroy SPOX Rear Wheels. LX Rear Wheels only available with 0 or 2 degree camber. Not available with Slipstream Fork, Velcro Adjustable Upholstery, Open Loop Footrest, V-Front Taper or Glide™ Forks.).....\$453
- TQST1 ☐ **Q'Straint Adaptable Frame** (350 Pound Weight Limit. No charge when 20" Rear Seat Width A and 20" Seat Depth B are selected. Includes Tension Adjustable by Straps Back Upholstery. Requires Folding Aluminum Adjustable Height Backrest, Billet Aluminum Front Wheels, Shadow or Spineroy SPOX Rear Wheels. LX Rear Wheels only available with 0 or 2 degree camber. Not available with Slipstream Fork, Velcro Adjustable Upholstery, Open Loop Footrest, V-Front Taper or Glide™ Forks.).....\$453
- TPWR1 ☐ **Power Adaptable Frame** (No charge when 20" Rear Seat Width A and 20" Seat Depth B are selected. Requires LiteSpeed Billet Aluminum Front Wheels and 0 degree camber. Not available with Single-sided Forks, or Titanium Camber Tubes. Not required for SmartDrive.).....\$354
- TRFR1 ☐ **Reinforced Frame** (No charge when 20" Rear Seat Width and 20" Seat Depth or Heavy Duty is selected.).....\$354

FRAME FINISHES

- TFF1 ☐ **Satin** (Available with Titanium Frame only.).....STD
- SCBT1 ☐ **Satin Finish Buffing Pads**.....\$21
- TFF3 ☐ **Tattooed Titanium™** (Tattoos on front frame tubes. Titanium frame finished in Satin. Tattoos will be trimmed and adjusted to fit your frame.).....\$349
- TFF45 ☐ **Need for Speed**
- TFF43 ☐ **Mosaic**
- TFF44 ☐ **Flower Garden**



- High Gloss Paint** ☐ TFF8 High Gloss Black ☐ TFF10 TiLite Red ☐ TFF29 Neon Pink
- Metallic Paint** ☐ TFF14 Ocean Blue Metallic ☐ TFF15 Tangerine Metallic ☐ TFF30 Acid Green Metallic
- Pearlescent Paint** ☐ TFF17 Midnight Blue Pearl ☐ TFF18 White Pearl
- Matte Paint** ☐ TFF19 Black Lava ☐ TFF27 Titanium Grey
- Candy Paint** ☐ TFF22 Ruby Red ☐ TFF23 Azure Blue ☐ TFF25 Electric Plum
- Matte Textured Paint** ☐ TFF40 Hyper Blue ☐ TFF41 Flame Orange ☐ TFF42 OD Green.....STD

COLOR ANODIZE PACKAGE

(Color Anodize Package includes: Caster Mount, Caster Fork, and Caster Caps. If no anodize color is selected, the default will be black.)

- ☐ ZANO1 Black.....STD
- ☐ ZAN12 Gold ☐ ZAN15 Green ☐ ZAN13 Purple ☐ ZAN14 Orange ☐ ZAN10 Blue ☐ ZAN11 Red.....\$68



Permobil.com
2701 West Court Street / Pasco, Washington 99301
Tel 800 736 0925 or Email tilitesales@permobil.com

OF0026 TR TRA 1212020RevE

TiLite TR TRA Order Form

Effective May 2022 (New Items in Red)

DUAL-TUBE RIGID FRAME

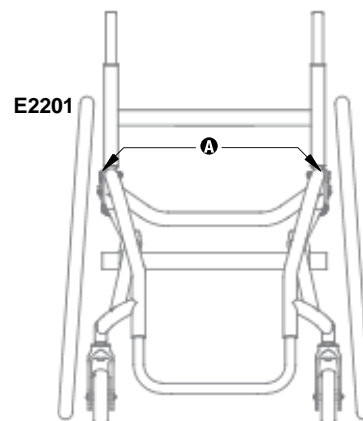
Page 2 of 8

TiFit: TAILORED INDIVIDUALIZED FRAME

Measurements shown below are our most popular selections. **Not seeing what you want?** Contact customer service or visit our Creative Mobility Division (CMD) catalog [here](#) to view additional options.

REAR SEAT WIDTH A Measure from outside of seat tube at back post to the outside of the opposite seat tube at back post.

TSW1 ☐ 12" ☐ 13" ☐ 14" ☐ 15" ☐ 16" ☐ 17" ☐ 18" ☐ 19"STD
ZSW2 ☐ 20" (HPCPS code only applies to 20" Rear Seat Width ; > 20" size available through CMD).....\$515

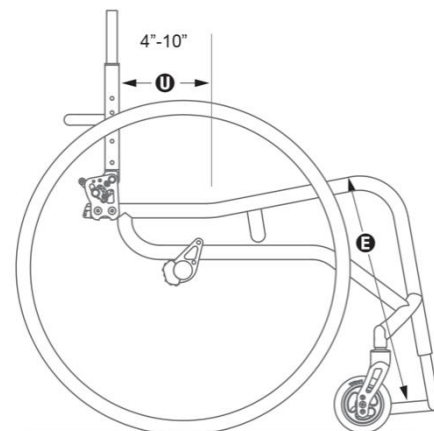


FRONT SEAT WIDTH (SEAT TAPER) T Measure from inside of front frame tube to inside of opposite front frame tube. (Required with V-Front End V. Not Available with Standard Front End I.)

TFSW1 ☐ No TaperSTD
TFSW2 ☐ 1" Taper (3" Narrower than Rear Seat Width A. Includes Tension Adjustable by Straps Seat Upholstery.)\$292
TFSW4 ☐ 2" Taper (4" Narrower than Rear Seat Width A. Includes Tension Adjustable by Straps Seat Upholstery.)\$292

SEAT DEPTH B Measure from front of back post to the front edge of seat sling. Frame bend will start .5" in front of seat sling unless Custom Frame Depth is specified, or the combination of specifications affect the rolling dynamics of the chair.

TSD1 ☐ 12" ☐ 13" ☐ 14" ☐ 15" ☐ 16" ☐ 17" ☐ 18" ☐ 19" STD
TSD2 ☐ 20"\$546 E2203
TSD3 ☐ Custom Frame Depth: _____" Frame Depth Longer or Shorter Than Seat Depth (Measure from front of seat sling to beginning of frame bend. Ranges from 0.5" to 2" and can be given as specific as 1/4" increments. A Custom Frame Depth outside specified range may be available through our Creative Mobility Division. A Custom Frame Depth of 20" will have an additional charge)NCO



ERGONOMIC SEAT U Measure from front of back post to beginning of upward bend of seat tube.

TERG1 ☐ TR Ergonomic Seat (Not available with Tension Adjustable Bolt On Seat Upholstery)
☐ 5" ☐ 6" ☐ 7" ☐ 8" ☐ 9"\$354
TERG2 ☐ TRA Ergonomic Seat (Not available with V-Front or Seat Taper, Seat Back that Locks When Folded, Desk Arms, Depth Adjustable Backrests, Fold Down Rigid Sideguards, Fendered Adjustable Sideguards, Solid Seat, Tension Adjustable Bolt On Seat Upholstery.)
☐ 6" (Minimum Seat Depth B 12") ☐ 7" (Minimum Seat Depth B 12")
☐ 8" Minimum Seat Depth B 13").....\$416

FRONT SEAT HEIGHT C Measure from floor to top of seat tube at front edge of seat sling.

TFSH1 ☐ 15" ☐ 15.5" ☐ 16" ☐ 16.5" ☐ 17" ☐ 17.5" ☐ 18" ☐ 18.5" ☐ 19" ☐ 19.5"
☐ 20" ☐ 20.5" ☐ 21"STD

REAR SEAT HEIGHT D Measure from floor to top of seat tube at back post.

Rear Wheel Size	Rear Seat Height
20"	12.5"-20"
22"	13.5"-20"
24"	14.5"-20" (15" on TRA)
25"	15.0"-20"
26"	15.5"-20"

TRSH1 ☐ 12.5" ☐ 13" ☐ 13.5" ☐ 14" ☐ 14.5" ☐ 15" ☐ 15.5" ☐ 16" ☐ 16.5"
☐ 17" ☐ 17.5" ☐ 18" ☐ 18.5" ☐ 19" ☐ 19.5" ☐ 20"STD

FRONT ANGLE or OVERALL FRAME LENGTH Select one. If Overall Frame Length is selected, front angle will be bent to achieve requested length.

TFA1 ☐ 70° ☐ 75° ☐ 80° ☐ 85° L Measure from frame front to floor. (Not available with 6" Front Wheels.) ☐ 90° (Not available with 5" or 6" Front Wheels.).....STD

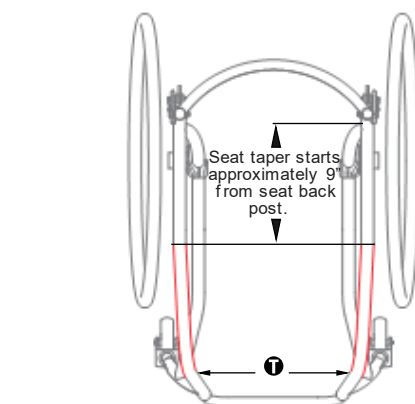
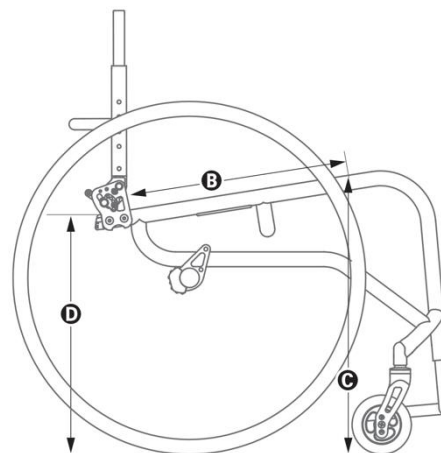
TFA2 ☐ Overall Frame Length M _____" Measure from front of backrest to Front Edge of Footrest.NCO

SEAT TO FOOTREST E Measure from front edge of seat sling to top rear of footrest.

Standard Footrests Measurement must be at least 2" shorter than Front Seat Height C.

☐ 13.5" ☐ 14" ☐ 14.5" ☐ 15" ☐ 15.5" ☐ 16" ☐ 16.5" ☐ 17" ☐ 17.5" ☐ 18"
☐ 18.5" ☐ 19"

TFTR3 ☐ Angle Adjustable FootrestSTD
TFTR1 ☐ Titanium Footrest w/Flat ABS Cover\$208



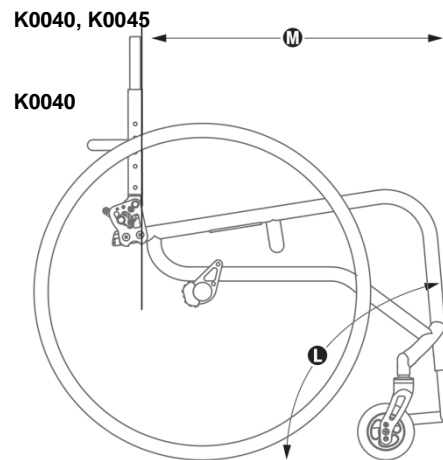
TiLite TR TRA Order Form

Effective May 2022 (New Items in Red)

DUAL-TUBE RIGID FRAME

Page 3 of 8

- TFTR2 ☐ Titanium Open Loop Footrest.....\$266
 TFTR12 ☐ Flip-Back Footrest (Not available with ABS Cover with 2" Sides.).....\$234
High Mount Footrest
☐ 7"-9" ☐ 9"-11" ☐ 11"-13" Set at _____ (Use 1/2" increments)
 TFTR4 ☐ Angle Adjustable High Mount Footrest.....\$104



FOOTREST WIDTH I or V Select either a Standard Front End I if no Seat Taper
 T is selected or a V-Front End V if a Seat Taper T is selected.

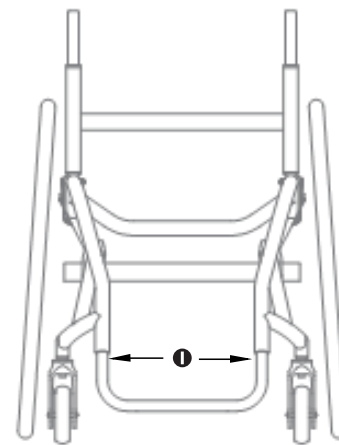
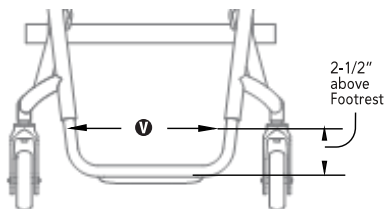
STANDARD FRONT END I Find your Rear Seat Width A in the Chart below and select one of the options to the right. Measure from inside of front frame tube to inside of opposite front frame tube.

TFE1 ☐ **NO V-Front Taper**.....**STD**

REAR SEAT WIDTH A (Outside Measurement)	FOOTREST WIDTH I		
	No Taper (2" Narrower than Rear Seat Width)	2" Taper (4" Narrower than Rear Seat Width)	4" Taper (6" Narrower than Rear Seat Width)
12"	<input type="checkbox"/> 10"	<input type="checkbox"/> 8"	
13"	<input type="checkbox"/> 11"	<input type="checkbox"/> 9"	
14"	<input type="checkbox"/> 12"	<input type="checkbox"/> 10"	<input type="checkbox"/> 8"
15"	<input type="checkbox"/> 13"	<input type="checkbox"/> 11"	<input type="checkbox"/> 9"
16"	<input type="checkbox"/> 14"	<input type="checkbox"/> 12"	<input type="checkbox"/> 10"
17"	<input type="checkbox"/> 15"	<input type="checkbox"/> 13"	<input type="checkbox"/> 11"
18"	<input type="checkbox"/> 16"	<input type="checkbox"/> 14"	<input type="checkbox"/> 12"
19"	<input type="checkbox"/> 17"	<input type="checkbox"/> 15"	<input type="checkbox"/> 13"
20"	<input type="checkbox"/> 18"	<input type="checkbox"/> 16"	<input type="checkbox"/> 14"

V-FRONT END V Measure from inside of front frame tube to inside of opposite front frame tube 2-1/2" above footrest. (Titanium Footrests have 1" of adjustment up and down. Not available with Ergonomic Seat frames.)

TFE2 ☐ V-Front Taper.....\$302
☐ 9" ☐ 10" ☐ 11" ☐ 12" ☐ 13" ☐ 14" ☐ 15"



BACK SUPPORTS

ROHO® AGILITY® ACTIVE ALUMINUM Contour Back Support

- Shell Height ☐ 8" ☐ 10"
 BRS14 ☐ AGILITY Active Aluminum Min Contour with Foam.....\$641 E2620
 BRS15 ☐ AGILITY Active Aluminum Mid Contour with Foam.....\$641 E2620

ROHO® AGILITY® ACTIVE CARBON Contour Back Support (2x2 Twill Weave Carbon Fiber)

- Shell Height ☐ 10" ☐ 13" ☐ 16"
☐ AGILITY Carbon Min Contour Back with Foam w/ Air Insert
 BRS7 Foam w/ Air Insert.....\$695 E2620
 ACB1 AGILITY Active Carbon Upgrade (Not available with Bolt-on Push Handles).....\$350
 Fixed Hardware.....NCO
☐ AGILITY Carbon Mid Contour Back with Foam w/ Air Insert
 BRS9 Foam w/ Air Insert.....\$707 E2620
 ACB2 AGILITY Active Carbon Upgrade (Not available with Bolt-on Push Handles).....\$338
 Fixed Hardware.....NCO

COMFORT ACTA-EMBRACE® Back Support

- Shell Height ☐ 10" ☐ 12" ☐ 14" ☐ 16"
 SBRS16 ☐ Acta-Embrace Back with 2-PT Quick Release Compass Hardware.....\$573 E2613
 CPSB1 ☐ Comfort Privacy Shield.....\$39

COMFORT ACTA-RELIEF Back Support

- Shell Height ☐ 10" ☐ 12" ☐ 14" ☐ 16"
 SBRS13 ☐ Acta-Relief Back with 2-PT Quick Release Compass Hardware.....\$783 E2615
 CPSB1 ☐ Comfort Privacy Shield.....\$39

BACK UPHOLSTERY (Want more seating options? [Click here](#) to view the new TiLite Seating Order Form.)

- TBUP2 ☐ Velcro Adjustable (Not available with Fold-Down Push Handles.).....**STD**
Tension Adjustable by Straps (Required with Fold-Down Push Handles.)

TiLite TR TRA Order Form

Effective May 2022 (New Items in Red)

DUAL-TUBE RIGID FRAME

Page 4 of 8

TBUP3	<input type="checkbox"/> Padded Nylon.....	\$354	E2611
TBUP5	<input type="checkbox"/> AIR Breathable Upholstery (Not available with Ultrasuede Backrest Stripe.).....	\$354	E2611
TUPC3	Ultrasuede Backrest Stripe <input type="checkbox"/> Black.....	\$110	
TBUP0	<input type="checkbox"/> Omit Back Upholstery.....	NCO	

TiFit: TAILORED INDIVIDUALIZED FRAME

Options shown below are our most popular selections. **Not seeing what you want?**
Contact customer service or visit our Creative Mobility Division (CMD) catalog [here](#) to view additional options.

SEAT BACK TYPE/PUSH HANDLES/SEAT BACK HEIGHT F Measure from top of back post to top of seat tube at rear of frame.

TSB1	<input type="checkbox"/> Folding Aluminum Adjustable Height Back (Required for Heavy Duty Frame.).....	STD
TSB2	<input type="checkbox"/> Folding Titanium Adjustable Height Back and Rounded Rigidizer Bar (Titanium back will match Frame Finish.).....	\$266
TSB15	<input type="checkbox"/> Non-Folding, Fixed Height Titanium with New Rounded Rigidizer Bar (Not Available with TRA. Titanium back will match Frame Finish. Not available with Push Handles.).....	\$302

TISHAFT™ BACK RELEASE BARS (Not available with Non-Folding, Fixed Height Titanium Back.)

TSB3	<input type="checkbox"/> Aluminum.....	STD
TSB5	<input type="checkbox"/> 2x2 Twill Weave Carbon Fiber.....	\$78

PUSH HANDLES

TSB6	<input type="checkbox"/> Integrated Push Handles.....	NCO
TSB7	<input type="checkbox"/> Integrated Fold-Down Push Handles (Requires Tension Adjustable by Straps Back Upholstery.).....	\$120
TSB8	<input type="checkbox"/> Bolt-On Push Handles (Includes 4" Deep Backrest Rigidizer Bar.).....	\$208
TSB9	<input type="checkbox"/> Bolt-On Height-Adjustable Push Handles (Includes 4" Deep Backrest Rigidizer Bar.).....	\$349

FOLDING SEAT BACK HEIGHT F (TSB1 and TSB2)

Push Handles (Selected Above)	Short	Medium	Tall	Set at: (Use ½" increments)
None/ Bolt-On	<input type="checkbox"/> 8.5"-11.5"	<input type="checkbox"/> 12"-16.5"	<input type="checkbox"/> 16"-20.5"	Set at:
Integrated	<input type="checkbox"/> 10.5"-12.5"	<input type="checkbox"/> 13.5"-16.5"	<input type="checkbox"/> 17.5"-20.5"	Set at:
Integrated Fold-Down	<input type="checkbox"/> 13"-15.5"	<input type="checkbox"/> 14"-18.5"	<input type="checkbox"/> 18.5"-21"	Set at:

NON-FOLDING, FIXED-HEIGHT F TITANIUM SEAT BACK with New Rounded Rigidizer Bar (TSB15) (Titanium back will match Frame Finish. Required for fixed Side Guards. Not available with Swing Away Tubular or Swing Away - Flip Back Tubular Armrests and Integrated Push Handles, Integrated Fold-Down Push Handles or Bolt-On Height Adjustable Push Handles.)

☐ 5" ☐ 5.5" ☐ 6" ☐ 6.5" ☐ 7" ☐ 7.5" ☐ 8" ☐ 8.5" ☐ 9" ☐ 9.5" ☐ 10" ☐ 10.5" ☐ 11" ☐ 11.5" ☐ 12" ☐ 12.5" ☐ 13" ☐ 13.5" ☐ 14" ☐ 14.5" ☐ 15" ☐ 15.5" ☐ 16" ☐ 16.5" ☐ 17" ☐ 17.5" ☐ 18" ☐ 18.5" ☐ 19" ☐ 19.5" ☐ 20"

AVAILABLE ON ALL BACKS

TSB11	<input type="checkbox"/> Backrest that Locks when Folded (Not available with Ergonomic Seat.).....	STD
TSB12	<input type="checkbox"/> 4" Deep Backrest Rigidizer Bar (Not available with a Non-Folding, Fixed Height Titanium Seat Back Type. 4" Deep Rigidizer Bar is NOT a rounded style rigidizer bar.).....	NCO

SEAT BACK ANGLE G Measure angle from front of back post to floor.

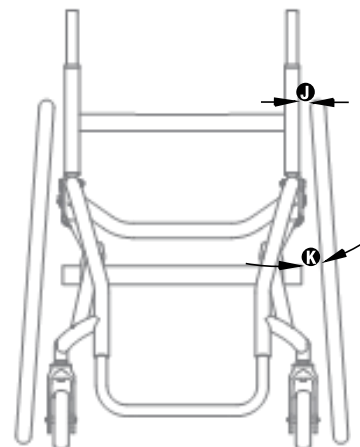
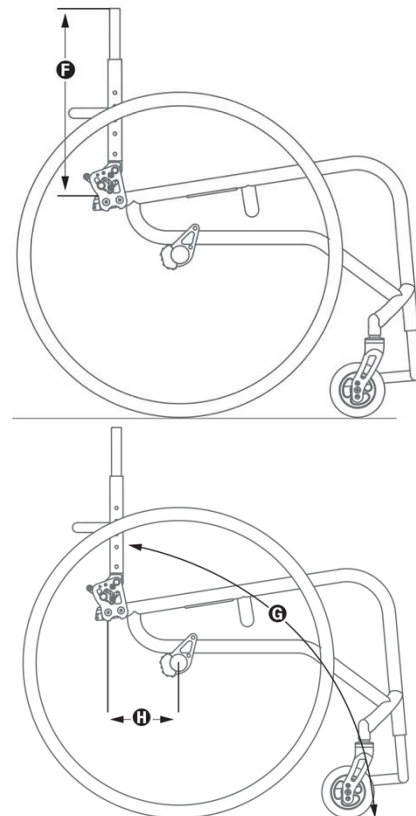
TSBA1	Folding Back <input type="checkbox"/> 80° <input type="checkbox"/> 83° <input type="checkbox"/> 86° <input type="checkbox"/> 89° <input type="checkbox"/> 92° <input type="checkbox"/> 95° <input type="checkbox"/> 98° <input type="checkbox"/> 101°.....	STD
TSBA1	Non-Folding Back <input type="checkbox"/> 80° <input type="checkbox"/> 81° <input type="checkbox"/> 82° <input type="checkbox"/> 83° <input type="checkbox"/> 84° <input type="checkbox"/> 85° <input type="checkbox"/> 86° <input type="checkbox"/> 87° <input type="checkbox"/> 88° <input type="checkbox"/> 89° <input type="checkbox"/> 90° <input type="checkbox"/> 91° <input type="checkbox"/> 92° <input type="checkbox"/> 93° <input type="checkbox"/> 94° <input type="checkbox"/> 95° <input type="checkbox"/> 96° <input type="checkbox"/> 97° <input type="checkbox"/> 98° <input type="checkbox"/> 99° <input type="checkbox"/> 100° <input type="checkbox"/> 101°.....	NCO

CENTER OF GRAVITY H Measure from front of back post at the seat tube to the center of the rear axle. If no center of gravity is selected, chair will ship with the center of gravity in the rearward-most position.

TCOG1	<input type="checkbox"/> 1" <input type="checkbox"/> 1.25" <input type="checkbox"/> 1.5" <input type="checkbox"/> 1.75" <input type="checkbox"/> 2" <input type="checkbox"/> 2.25" <input type="checkbox"/> 2.5" <input type="checkbox"/> 2.75" <input type="checkbox"/> 3" <input type="checkbox"/> 3.25" <input type="checkbox"/> 3.5" <input type="checkbox"/> 3.75" <input type="checkbox"/> 4" <input type="checkbox"/> 4.25" <input type="checkbox"/> 4.5" <input type="checkbox"/> 4.75" <input type="checkbox"/> 5".....	STD
-------	--	-----

REAR WHEEL SPACING J/PLUGS Measure from outside of seat back post to inside of rear tire. TRA 0.75" Rear Wheel Spacing not available with 0° or 2° Camber K. Ergonomic Seat selection may limit available center of gravity.

TRWS1	<input type="checkbox"/> .75" <input type="checkbox"/> 1" <input type="checkbox"/> 1.25".....	STD
TCBR12	<input type="checkbox"/> Adjustable Rear Wheel Spacing Camber Plugs.....	STD
TCBR9	<input type="checkbox"/> Additional Spacers to Increase Rear Wheel Spacing.....	NCO



TiLite TR TRA Order Form

Effective May 2022 (New Items in Red)

DUAL-TUBE RIGID FRAME

Page 5 of 8

TICBR11 ☐ Zero Play Aluminum Camber Plugs (Not available with Power Adaptable Frame or more than 6° of Camber K.).....NCO

SEAT UPHOLSTERY

ZSUP1 ☐ Tension Adjustable Bolt On (Not available with Ergonomic Seat or Tapered Seat T. Black only.).....STD
ZSUP2 ☐ Tension Adjustable by Straps (Standard with Ergonomic Seat and Front Seat Width (Seat Taper) T of 1", 2" or 3". Black upholstery only.).....\$193
ZSUP8 ☐ Aluminum Solid Seat (Not available with 10" or 11" Rear Seat Width A, Ergonomic Seat U requires CMD 016).....\$297 E2231
ZSUP0 ☐ Omit Seat.....NCO

SEAT CUSHION (Want more seating options? [Click here](#) to view the new TiLite Seating Order Form.)

ZCSH2 ☐ Comfort Curve Cushion (Stretch-Air cover).....\$105 E2601
ZCSH23 ☐ Comfort Acta-Embrace™ Comfort-Tek Zero Elevation Cushion.....\$382 E2607
ZCSH11 ☐ ROHO® Single Compartment (Fits seat widths 14" to 19") Profile: ☐ Low ☐ Mid ☐ High.....\$506 E2622
XCSH14 ☐ ROHO® QUADTRO SELECT® Cushion (Fits seat widths 14" to 19") Profile: ☐ Low ☐ Mid ☐ High.....\$506 E2624
ZCSH16 ☐ ROHO® Hybrid Select (Fits seat widths 14" to 18", and 20").....\$541 E2624
ZCSH17 ☐ Vicair Vector 02 with Comfair Cover (Fits seat widths A 14" to 19". Non-stock upcharges may apply.).....\$516 E2624

CAMBER K/CAMBER TUBES

TICBR1 ☐ 0° ☐ 2° ☐ 4° ☐ 6° (8° of Camber K may be available through our Creative Mobility Division.).....STD
TICBR15 ☐ Aluminum Camber Tube.....STD
TICBR3 ☐ Titanium Camber Tube (Not available with Power Adaptable Frame.).....\$208

CUSTOM CONFIGURATION OPTIONS

FRONT WHEELS

TFW24 ☐ 3"x1.5" LiteSpeed Billet Aluminum Wheel w/Soft Roll Tire ☐ Silver Hub OR ☐ Black Hub.....\$198
TFW14 ☐ 4"x.75" Plastic Wheel w/Poly Tire (Not available with Slipstream Fork or Power Adaptable Frame.).....NCO
TFW3 ☐ 4"x.75" Light-Up Micro-Caster (Not available with Slipstream Fork or Power Adaptable Frame.).....\$84
TFW26 ☐ 4"x1.5" LiteSpeed Plastic Wheel w/Soft Roll Tire (Not available with Power Assist, Power Add-on System or Heavy Duty Frame.).....\$99
TFW27 ☐ 4"x1.5" LiteSpeed Billet Aluminum Wheel w/Soft Roll Tire ☐ Silver Hub OR ☐ Black Hub.....\$208
TFW6 ☐ 5"x1" Plastic Wheel w/Poly Tire (Not available with 90° Front Angle L, Slipstream Fork or Power Adaptable Frame.).....NCO
TFW28 ☐ 5"x1.5" LiteSpeed Plastic Wheel w/Soft Roll Tire (Not available with 90° Front Angle L or Power Adaptable Frame.).....\$99
TFW30 ☐ 5"x1.5" LiteSpeed Billet Aluminum Wheel w/Soft Roll Tire ☐ Silver Hub OR ☐ Black Hub (Not available with 90° Front Angle L.).....\$224
TFW9 ☐ 6"x1" Plastic Wheel w/Poly Tire (Not available with 85° or 90° Front Angle L, Slipstream Fork or Power Adaptable Frame.).....NCO
TFW32 ☐ 6"x1.5" LiteSpeed Plastic Wheel w/Soft Roll Tire (Not available with 85° or 90° Front Angle L, Slipstream Fork or Power Adaptable Frame.).....\$104
TFW33 ☐ 6"x1.5" LiteSpeed Billet Aluminum Wheel w/Soft Roll Tire ☐ Silver Hub OR ☐ Black Hub (Not available with 85° or 90° Front Angle L or Slipstream Fork.).....\$234

PRECISION LOCK FRONT FORKS

TFK1 ☐ TiLite Standard Fork.....STD
TFK2 ☐ TiLite Slipstream Single-Sided Fork (Not available with Power Adaptable Frame.).....\$177
TGL1 ☐ Out-Front Glide™ Suspension Fork (Black anodize only. Not available with Heavy Duty Frame.).....\$505 E1015
Rider's Weight: ☐ 125 lbs. ☐ 125-180 lbs. ☐ 180-265 lbs.

TTFS1 ☐ Titanium Fork Stem.....\$63

STANDARD REAR WHEELS (See Rear Seat Height Ranges Chart for Rear Seat Height D limitations.)

TRW14 TiLite SHADOW™.....STD
☐ 20"(451)
☐ 22"(501)
☐ 24"(540)
☐ 25"(559) (Requires 15" minimum Seat Depth B.)
☐ 26"(590) (Requires 15" minimum Seat Depth B.)

PERFORMANCE REAR WHEELS (See Rear Seat Height Ranges Chart for Rear Seat Height D limitations.)

TRW7 Spinergy SPOX ☐ Black ☐ Red ☐ Blue ☐ White ☐ Orange ☐ Pink ☐ Purple ☐ Green (Orange, Pink, Purple And Green only available in 20" size.).....\$879
☐ 20"(451) - Std. Hub
☐ 22"(501) - Std. Hub
☐ 24"(540) - Std. Hub
☐ 25"(559) - Std. Hub (Requires 15" minimum Seat Depth B.)
☐ 26"(590) - Std. Hub (Requires 15" minimum Seat Depth B.)
TRW8 Spinergy LX ☐ Black ☐ Red ☐ Blue ☐ White ☐ Bright Orange ☐ Flamingo Pink ☐ Purple ☐ Green.....\$1103
☐ 22"(501) - Std. Hub
☐ 24"(540) - Std. Hub
☐ 25"(559) - Std. Hub (Requires 15" minimum Seat Depth B.)
☐ 26"(590) - Std. Hub (Requires 15" minimum Seat Depth B.)

TiLite TR TRA Order Form

Effective May 2022 (New Items in Red)

DUAL-TUBE RIGID FRAME

Page 6 of 8

TRW9	New Spinerdy Design Lab LX Wheels (If same color is selected, anodized hubs and rims match color anodized package on page 1. Available with black spokes only.) <input type="checkbox"/> Gold Anodize <input type="checkbox"/> Green Anodize <input type="checkbox"/> Blue Anodize <input type="checkbox"/> Red Anodize <input type="checkbox"/> Purple Anodize <input type="checkbox"/> Orange Anodize.....	\$1311
	<input type="checkbox"/> 22"(501) - Std. Hub <input type="checkbox"/> 24"(540) - Std. Hub <input type="checkbox"/> 25"(559) - Std. Hub (Requires 15" minimum Seat Depth B.) <input type="checkbox"/> 26"(590) - Std. Hub (Requires 15" minimum Seat Depth B.)	
TRW16	Spinerdy® Carbon Blade with 2x2 Twill Weave Carbon Fiber (Not available with Heavy Duty Frame.).....	\$1540
	<input type="checkbox"/> 24"(540) <input type="checkbox"/> 25"(559) (Requires 15" minimum Seat Depth B.)	

TRW17	X-Core Mag (Not available with Heavy Duty Frame, Short Tabs, Quad Release Axles, Spoke Guards or Omit Handrims Option. Requires Aluminum Silver Anodized Handrims.).....	\$63
	<input type="checkbox"/> 20"(451) <input type="checkbox"/> 22"(501) <input type="checkbox"/> 24"(540)	

AXLES

TAXL1	<input type="checkbox"/> Stainless Quick Release.....	STD
TAXL2	<input type="checkbox"/> Titanium Quick Release.....	\$266
TAXL3	<input type="checkbox"/> Quad Release (Not available with Mag or 26"(590) Spinerdy Spox or LX Rear Wheels.).....	\$162

PNEUMATIC REAR TIRES

TRTR1	<input type="checkbox"/> Treaded 22"(501), 24"(540), and 26"(590).....	STD
TRTR2	<input type="checkbox"/> Airless Inserts (Not available with Spinerdy Carbon Blade Rear Wheels.).....	\$94
TRTR31	<input type="checkbox"/> MBL SpeedLite 20"(451), 22"(501), 24"(540), 25"(559) and 26"(590).....	STD
TRTR30	<input type="checkbox"/> 24"(540), 25"(559) and 26"(590) Primo Sentinel.....	\$130
TRTR8	<input type="checkbox"/> 24"(540), 25"(559) and 26"(590) Schwalbe® Marathon Plus Evolution.....	\$146
TRTR32	<input checked="" type="checkbox"/> 24"(540) Primo C-763 Knobby.....	\$100

E2213

SOLID REAR TIRES (Not available with Spinerdy Carbon Blade Rear Wheels.)

TRTR22	<input type="checkbox"/> 20"(451), 22"(501), 24"(540) and 25"(559) Primo Express.....	\$115
TRTR23	<input type="checkbox"/> 24"(540) and 25"(559) Primo Active.....	\$141

HANDRIMS

Handrims by OUT-FRONT®

TRIM1	<input type="checkbox"/> Aluminum – Silver Anodized.....	STD
TRIM21	<input type="checkbox"/> Aluminum – Black Anodized.....	NCO
TRIM12	<input type="checkbox"/> Titanium – Satin Finish (Not available with 20"(451) or 22"(501) Rear Wheels, or 24"(540) Knobby tires.).....	\$489
TRIM10	<input type="checkbox"/> The Surge (All-In-One Oval with Gription™ Strip, Larger Profile) (Not available with 20"(451) Rear Wheels.).....	\$416
TRIM11	<input type="checkbox"/> The Surge LT (All-In-One Oval with Gription™ Strip, Smaller Profile) (Not available with 20"(451) Rear Wheels.).....	\$448
TRIM20	<input type="checkbox"/> Q-Grip (Exclusive High-Friction, Anti-Slip Coating) (Not available with 20"(451) Rear Wheels.).....	\$344

The Natural-Fit® (Original, Larger Profile) (Not available with 20"(451) Rear Wheels.)

TRIM14	<input type="checkbox"/> Standard Grip (Not available with Short Tabs or Spinerdy Carbon Blade Rear Wheels.).....	\$411
TRIM15	<input type="checkbox"/> Super Grip (Not available with Short Tabs or Spinerdy Carbon Blade Rear Wheels.).....	\$448
TRIM16	<input type="checkbox"/> Without Thumb Grip.....	\$375

The Natural-Fit® LT (Reduced Weight, Smaller Profile) (Not available with 20"(451) Rear Wheels.)

TRIM17	<input type="checkbox"/> Standard Grip (Not available with Short Tabs or Spinerdy Carbon Blade Rear Wheels.).....	\$432
TRIM18	<input type="checkbox"/> Super Grip (Not available with Short Tabs or Spinerdy Carbon Blade Rear Wheels.).....	\$494
TRIM19	<input type="checkbox"/> Without Thumb Grip.....	\$406

Additional Handrim Options

TRIM5	<input type="checkbox"/> Plastic Coated – Black.....	\$167
TRIM22	<input type="checkbox"/> Omit Handrims.....	NCO

Tab Length

TRIM7	<input type="checkbox"/> Long Tabs.....	STD
TRIM8	<input type="checkbox"/> Short Tabs (Not available with Mag Rear Wheels or The Natural-Fit® Handrims with Thumb Grip.).....	\$26

WHEEL LOCKS

Wheel Locks by OUT-FRONT®

TWLK7	<input type="checkbox"/> Compact Composite Push to Lock (Available with .75" to 1.5" Rear Wheel Spacing) only.).....	NCO
TWLK8	<input type="checkbox"/> Compact Composite Pull to Lock (Available with .75" to 1.5" Rear Wheel Spacing) only.).....	NCO
TWLK10	<input type="checkbox"/> Extension Handles for Compact Composite Push/Pull to Lock.....	\$89

E0961

Additional Wheel Locks

TWLK11	<input type="checkbox"/> MBL Composite Scissor Lock.....	\$151
TWLK3	Uni-Lock Set At: <input type="checkbox"/> Push OR <input type="checkbox"/> Pull.....	\$172
TWLK4	<input type="checkbox"/> Extension Handles for Uni-Lock.....	\$89
TWLK15	<input type="checkbox"/> Grade Aids Push to Lock (Not available with solid rear tires).....	\$182

E0961

E0974

SIDE GUARDS

Aluminum

TSDG2	<input type="checkbox"/> Rigid Removable <input type="checkbox"/> Small OR <input type="checkbox"/> Std.....	\$208
-------	---	-------

TiLite TR TRA Order Form

Effective May 2022 (New Items in Red)

DUAL-TUBE RIGID FRAME

Page 7 of 8

TSDG3	<input type="checkbox"/> Quad Removable w/Hole	<input type="checkbox"/> Small	OR	<input type="checkbox"/> Std	\$224	
TSDG4	<input type="checkbox"/> Fold Down Rigid	<input type="checkbox"/> Small	OR	<input type="checkbox"/> Std (Not available with Ergonomic Seat.)	\$349	
TSDG6	<input type="checkbox"/> Fendered Adjustable (Available with 24" and 25" Rear Wheels. Requires Rear Seat Height D of 14.5" to 18.5".)				\$349	

2x2 Twill Weave Carbon Fiber

TSDG7	<input type="checkbox"/> Rigid Removable	<input type="checkbox"/> Small	OR	<input type="checkbox"/> Std	\$323	
TSDG8	<input type="checkbox"/> Quad Removable w/Hole	<input type="checkbox"/> Small	OR	<input type="checkbox"/> Std	\$333	
TSDG9	<input type="checkbox"/> Fold Down Rigid	<input type="checkbox"/> Small	OR	<input type="checkbox"/> Std (Not available with Ergonomic Seat or Carbon Edition.)	\$479	
TSDG11	<input type="checkbox"/> Fendered Adjustable (Available with 24" and 25" Rear Wheels. Requires Rear Seat Height D of 14.5" to 18.5".)				\$588	
TSDG12	<input type="checkbox"/> Fendered Removable				\$474	

CUSTOM CONFIGURATION OPTIONS

Available on Aluminum and Carbon Fiber Non-Fendered Side Guards

TSDG13	<input type="checkbox"/> Side Guards Custom Cut to Profile of Rear Wheels	\$328	
--------	---	-------	--

ARMRESTS (Desk Arms come with built-in Side Guards.)

TARM1	Swing Away Tubular <input type="checkbox"/> 6.5" to 9.5" OR <input type="checkbox"/> 9.5" to 12.5" (Not Available with Non-Folding, Fixed Height Titanium Seat Back or Height Adjustable Push Handles.)	\$234	E0973
TARM4	<input type="checkbox"/> Swing Away - Flip Back Tubular 8.5" to 11.5" (Not Available with Non-Folding, Fixed Height Titanium Seat Back.)	\$328	E0973
TARM2	Removable Height Adjustable Desk Arm with Rigid Side Guard (Requires 14" minimum Seat Depth B. Not available with Ergonomic Seat.)	\$349	E0973
	<input type="checkbox"/> 9" to 12" OR <input type="checkbox"/> 12" to 15"		
	<input type="checkbox"/> Standard Length Pad (10") OR <input type="checkbox"/> Full Length Pad (14")		
TARM3	Removable Height Adjustable Desk Arm with Rigid Side Guard and Transfer Loop (Requires 15" minimum Seat Depth B. Not Available with Ergonomic Seat.)	\$390	E0973
	<input type="checkbox"/> 9" to 12" OR <input type="checkbox"/> 12" to 15"		
	<input type="checkbox"/> Standard Length Pad (10") OR <input type="checkbox"/> Full Length Pad (14")		

Available Armrest Option

TARM5	<input type="checkbox"/> Covered in Black Ultrasuede (Not available with Desk Arms)	\$115	
-------	---	-------	--

SEAT BELTS

TBLT1	<input type="checkbox"/> Velcro Adjustable, Black Nylon Webbing	\$58	E0978
TBLT2	<input type="checkbox"/> Bodypoint® 2" Push-Button Buckle (Auto-Style.)	\$99	E0978
TBLT4	<input type="checkbox"/> Bodypoint® 1" Wide Push-Button Buckle Padded (Auto-Style.) (Not available with 19" or 20" Rear Seat Widths A.)	\$188	E0978
TBLT5	<input type="checkbox"/> Bodypoint® 1.5" Wide Push-Button Buckle Padded (Auto-Style.) (Not available with 19" or 20" Rear Seat Widths A.)	\$177	E0978
TBLT10	<input type="checkbox"/> Bodypoint® Optional Band Clamp Mounting Hardware	\$21	K0108
TBLT16	<input type="checkbox"/> Bodypoint® EvoFlex® Pelvic Stabilizer Push Button	\$193	E0978

CALF STRAP

TCLF2	Velcro Adjustable	\$42	K0038
	<input type="checkbox"/> Small (Recommended for 9" - 12" Footrest Widths.)		
	<input type="checkbox"/> Medium (Recommended for 11" - 15" Footrest Widths.)		
	<input type="checkbox"/> Large (Recommended for 14" - 17" Footrest Widths.)		
	<input type="checkbox"/> Xtra Large (Recommended for 16" - 19" Footrest Widths.)		
TCLF3	Bodypoint® Padded Velcro Adjustable	\$104	K0038
	<input type="checkbox"/> Medium (Recommended for 11" - 15" Footrest Widths.)		
	<input type="checkbox"/> Large (Recommended for 16" - 19" Footrest Widths.)		
TCLF1	<input type="checkbox"/> Buckle Adjustable, Black Nylon Webbing	\$32	K0038

RESIDUAL LIMB SUPPORT

TRSL1	<input type="checkbox"/> Residual Limb Support <input type="checkbox"/> Left OR <input type="checkbox"/> Right (8" width x 10" length)	\$411	E1020
TRSL2	<input type="checkbox"/> Residual Limb Support Pair (8" width x 10" length)	\$822	E1020

BACKPACK

TBCK3	<input type="checkbox"/> Permobil Medical Necessities Backpack	\$99	
-------	--	------	--

SEAT POUCH

TPCH3	<input type="checkbox"/> Permobil Medical Necessities Seat Pouch	\$63	
TPCH4	<input type="checkbox"/> Bodypoint® Mobility Bag	\$104	

SPOKE GUARDS

TGRD1	<input type="checkbox"/> Clear Lexan with TiMotion Logo (Not available with Mag Rear Wheels.)	\$141	K0065
-------	---	-------	-------

ANTI-TIPS

TTIP1	<input type="checkbox"/> Rear Aluminum - Black	\$167	E0971
TTIP2	<input type="checkbox"/> User Friendly Flip-up	\$349	E0971

ACCESSORIES

TUEST1	Upper Extremity Support Tray <input type="checkbox"/> 12" to 14" OR <input type="checkbox"/> 13" to 15" Seat Widths A (Requires Armrests.)	\$302	E0950
--------	---	-------	-------

TiLite TR TRA Order Form

Effective May 2022 (New Items in Red)

DUAL-TUBE RIGID FRAME

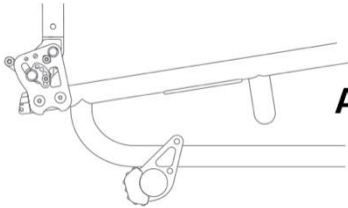
Page 8 of 8

TLUG1	<input type="checkbox"/> Luggage Carriers.....	\$151	
TMPCT2	<input type="checkbox"/> Black Neoprene Impact Guards with Ultrasuede Stripe	\$110	
TCH1	<input type="checkbox"/> Crutch Holder.....	\$234	E2207
TAFP1	4" Logo Patch <input type="checkbox"/> Army <input type="checkbox"/> Navy <input type="checkbox"/> Air Force <input type="checkbox"/> Marines.....	\$110	

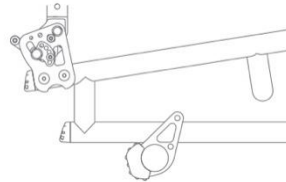
NOTES

The rear frame for a TR will be square when the Center of Gravity H measurement is less than 3.5". TRA will always be a Rounded Rear Frame.

GENERAL



A. Round rear frame



B. Square rear frame

More options and frame modifications may be available through our Creative Mobility Division! Please contact customer service for details or [click here](#) to view options.

Permobil manufactures TiLite manual wheelchairs in a wide variety of configurations to meet the varied needs of wheelchair users. The final selection of a particular model, its options and accessories, and its measurements rests solely with the wheelchair user and advising healthcare professional. These wheelchairs must be fitted by a qualified healthcare professional. HCPCS Codes are for reference purposes only. Actual coding and coverage varies by payer. Proper HCPCS coding is not a guarantee of payment. Please verify the appropriate payer's coverage policy.

Get the latest order forms at permobilus.com. Prices, standard features, options and accessories are subject to change without notice. All rights reserved. Trademarks are identified by symbols™ and ®. TiLite, TiFit, the TiLite logo, Ti, the Ti logo, and TiShaft are registered trademarks of TiSport, LLC and are licensed to Permobil. Permobil® is a registered trademark of Permobil. Adobe®, Acrobat®, Acrobat Professional® and Reader® are registered trademarks of Adobe Systems Inc. Bodypoint® is a registered trademark of Bodypoint Inc. Kenda® is a registered trademark of Kenda Rubber Industrial Co. Ltd. ROHO®, AGILITY®, Low Profile® and Quadro Select® are registered trademarks of ROHO Inc. Schwalbe® is a registered trademark of Ralf Bohle GmbH. The Natural-Fit® and Out-Front® are registered trademarks of Three Rivers Holdings, LLC. The ACTA-BACK®, ACTA-EMBRACE™, COMFORT-TEK™, COMPASS®, CURVE®, ELEMENTS®, and STRETCH AIR™ are registered trademarks of THE COMFORT COMPANY® and are licensed to Permobil. Q'Straint® is a registered trademark of Q'Straint Inc.

NOTES

QUOTE THIS CHAIR

If you are using Adobe Acrobat, this order form may be converted into a quote request or into an order by clicking one of the buttons (this feature is available exclusively to Permobil dealers and distributors). A Quote or an Order Confirmation will be sent to you within 24 hours.

ORDER THIS CHAIR