

TiLite Twist Canadian Order Form

Effective Jan 2023 (New Items in Red)

ALUMINUM RIGID, GROWABLE FRAME

Page 1 of 6

DEALER INFORMATION		RTS INFORMATION	
Dealer:	Account #:	RTS:	Phone:
PO:	Ordered By:	Email:	
Email:		SHIP TO INFORMATION	
Mark For:	User Weight:	Name:	Ship Via:
TiLite Sales Rep:		Address:	
TiLite Information:	Promo Code:	City:	State: Zip:
Ship Date:	Order #:	Phone:	Fax:

More options and frame modifications may be available through our Creative Mobility Division! Please contact customer service for details or [click here](#) to view options.

Please Email or Fax to the Permobil Manual Customer Experience Team at tilitesales@permobil.com or 866.586.2413

FRAME STYLE

- TWFS2 ☐ **TiLite Twist** (Full Adjustability. Seat Width A Grows 2" and Seat Depth B Grows 3". 165 Pound Weight Limit.).....\$3976
- TWFSW7 ☐ Abduction Frame with 2" Outward Flare (Requires a No Taper Footrest.).....\$181

TRANSIT TIE-DOWN OPTION

- TWTTDO ☐ Transit Tie-Down Option (Tested to WC-19. Consists of four Tie-Down Brackets. **Transit Option is not available with user weight less than 50 lbs.** Please refer to the Twist Transit Tie-Down Option Brochure for important information regarding the Transit Tie-Down Options.).....\$427

FRAME FINISHES

- | | | |
|-----------------------------|---|--|
| High Gloss Paint | TWFF8 <input type="checkbox"/> High Gloss Black | TWFF10 <input type="checkbox"/> TiLite Red |
| | TWFF29 <input type="checkbox"/> Neon Pink | |
| Metallic Paint | TWFF14 <input type="checkbox"/> Ocean Blue Metallic | TWFF15 <input type="checkbox"/> Tangerine Metallic |
| | TWFF30 <input type="checkbox"/> Acid Green Metallic | |
| Pearlescent Paint | TWFF17 <input type="checkbox"/> Midnight Blue Pearl | TWFF18 <input type="checkbox"/> White Pearl |
| Matte Paint | TWFF19 <input type="checkbox"/> Black Lava | TWFF27 <input type="checkbox"/> Titanium Grey |
| Candy Paint | TWFF22 <input type="checkbox"/> Ruby Red | TWFF23 <input type="checkbox"/> Azure Blue |
| | TWFF25 <input type="checkbox"/> Electric Plum | |
| Matte Textured Paint | TWFF40 <input type="checkbox"/> Hyper Blue | TWFF41 <input type="checkbox"/> Flame Orange |
| | TWFF42 <input type="checkbox"/> OD Green.....STD | |

COLOR ANODIZE PACKAGE

(Color Anodize Package includes: Caster Mount, Caster Fork, and Caster Caps. If no anodize color is selected, the default will be black.)

- ☐ ZANO1 Black.....STD
- ☐ ZAN12 Gold ☐ ZAN15 Green ☐ ZAN13 Purple ☐ ZAN14 Orange ☐ ZAN10 Blue ☐ ZAN11 Red.....\$99

FRAME MEASUREMENTS

Measurements shown below are our most popular selections. **Not seeing what you want?** Contact customer service or visit our Creative Mobility Division (CMD) catalog [here](#) to view additional options

SEAT WIDTH A Measure from outside of seat tube at back post to the outside of the opposite seat tube at back post. Seat Width grows 2". All upholstery (except cushion) and components (except TiShaft Back Release Bar available at no charge upon request) needed to grow the Twist seat width are included.

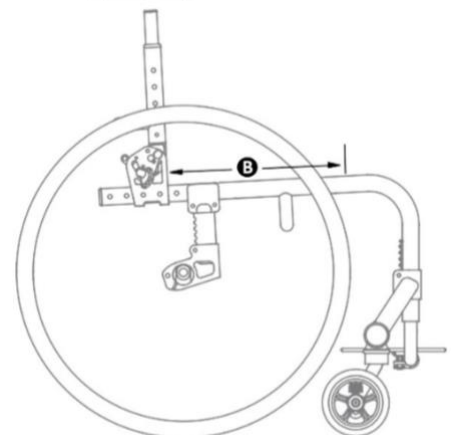
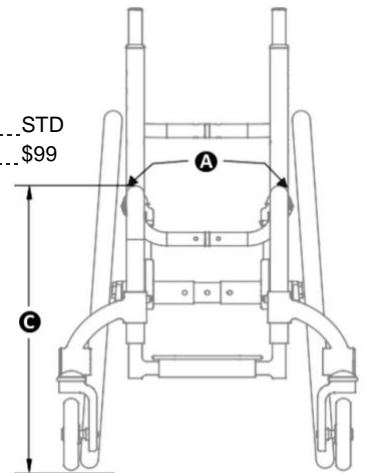
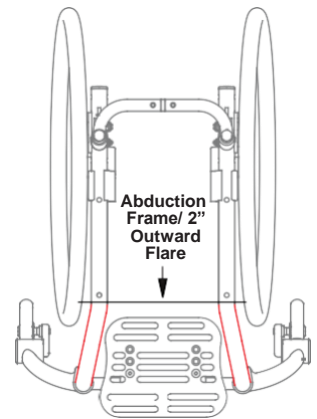
- TWSW5 ☐ 8"-10" ☐ 9"-11" ☐ 10"-12" ☐ 11"-13" ☐ 12"-14" ☐ 13"-15".....STD
- Default will be smallest Seat Width for selected range. Please use "Set at" for Seat Width other than default. Set at____(Use 1" increments)

SEAT DEPTH B Measure from front of back post to the front edge of seat sling. Front edge of seat sling will be 1.5" from the beginning of the bend on No Taper and Tapered Frames, and 2" from the beginning of the bend on Abduction Frames. All Upholstery (except cushion) and components needed to grow the Twist seat depth are included. Seat Depth grows 3".

- TWSD4 ☐ 8"-11" (Requires either 18" or 20" Rear Wheels.) ☐ 9"-12" ☐ 10"-13" ☐ 11"-14" ☐ 12"-15" ☐ 13"-16".....STD
- Default will be shortest Seat Depth for selected range. Please use "Set at" for Seat Depth other than default. Set at____(Use 1" increments)

FRONT SEAT HEIGHT C Measure from floor to top of seat tube at front edge of seat sling. Twist adjusts up and down in 1/2" increments. (2" Taper available with 12" - 15" or 13" - 16" Seat Depths B only. For 2" Taper Footrest width I add 1.5" to minimum Front Seat Height.)

- TWFSH1 ☐ 13" ☐ 13.5" ☐ 14" ☐ 14.5" ☐ 15" ☐ 15.5" ☐ 16" ☐ 16.5" ☐ 17" ☐ 17.5" ☐ 18" ☐ 18.5" ☐ 19" ☐ 19.5" ☐ 20".....STD



TiLite Twist Canadian Order Form

Effective Jan 2023 (New Items in Red)

ALUMINUM RIGID, GROWABLE FRAME

Page 2 of 6

FRAME MEASUREMENTS

FRONT SEAT HEIGHT C RANGES

Front Wheel Size	Front Seat Heights for 8"-11" Seat Depth B	Front Seat Heights for 9"-12" Seat Depth B	Front Seat Heights for 10"-13" Seat Depth B	Front Seat Heights for 11"-14" Seat Depth B	Front Seat Heights for 12"-15" Seat Depth B	Front Seat Heights for 13"-16" Seat Depth B
3"	13.0" - 14.5"	13.5" - 15.0"	13.0" - 16.0"	14.0" - 17.0"	14.5" - 17.5"	15.5" - 18.5"
3" Glide™	14.5" - 15.5"	15.0" - 16.5"	14.0" - 17.0"	15.0" - 18.0"	16.0" - 19.0"	16.5" - 19.5"
4"	13.5" - 15.0"	14.0" - 15.5"	13.5" - 16.5"	14.0" - 17.5"	15.0" - 18.0"	16.0" - 18.5"
4" Glide™	14.5" - 16.0"	15.5" - 17.0"	14.5" - 17.5"	15.5" - 18.5"	16.0" - 19.0"	17.0" - 20.0"
5"	N/A	N/A	14.0" - 17.0"	14.5" - 17.5"	15.5" - 18.5"	16.5" - 19.5"
5" Glide™	N/A	N/A	N/A	N/A	N/A	N/A

REAR SEAT HEIGHT D Measure from floor to top of seat tube at Back Post. Twist adjusts up and down in 1/2" increments.

TWRSH1	<input type="checkbox"/> 12"	<input type="checkbox"/> 12.5"	<input type="checkbox"/> 13"	<input type="checkbox"/> 13.5"
	<input type="checkbox"/> 14"	<input type="checkbox"/> 14.5"	<input type="checkbox"/> 15"	<input type="checkbox"/> 15.5"
	<input type="checkbox"/> 16"	<input type="checkbox"/> 16.5"	<input type="checkbox"/> 17"	<input type="checkbox"/> 17.5"
	<input type="checkbox"/> 18"	<input type="checkbox"/> 18.5"	<input type="checkbox"/> 19"	<input type="checkbox"/> 19.5".....STD

REAR SEAT HEIGHT RANGES

Rear Wheel Size	Rear Seat Heights D
18"	12" - 17"
20"	13" - 17.5"
22"	14" - 18.5"
24"	15" - 19.5"

FRONT ANGLE L Measure from frame front to floor.

TWFA1	<input type="checkbox"/> 70°	<input type="checkbox"/> 80°	<input type="checkbox"/> 90°.....STD
-------	------------------------------	------------------------------	--------------------------------------

SEAT TO FOOTREST E/FOOTRESTS Measure from front edge of seat sling to top rear of footrest.

Standard Footrests Measurement must be at least 2" shorter than Front Seat Height C.

	<input type="checkbox"/> 9"	<input type="checkbox"/> 9.5"	<input type="checkbox"/> 10"	<input type="checkbox"/> 10.5"	<input type="checkbox"/> 11"	<input type="checkbox"/> 11.5"	<input type="checkbox"/> 12"	<input type="checkbox"/> 12.5"	<input type="checkbox"/> 13"	<input type="checkbox"/> 13.5"	<input type="checkbox"/> 14"	<input type="checkbox"/> 14.5"	<input type="checkbox"/> 15"	<input type="checkbox"/> 15.5"	<input type="checkbox"/> 16"	<input type="checkbox"/> 16.5"
TWFTR3	<input type="checkbox"/> Angle Adjustable Footrest.....STD															
TWFTR24	<input type="checkbox"/> Flip-Back Depth & Angle Adjustable Footrest (Not available when both 13" - 15" Seat Width A and Abduction Frame/2" Outward Flare are ordered.).....\$236															

High Mount Footrests

	<input type="checkbox"/> 5"	<input type="checkbox"/> 5.5"	<input type="checkbox"/> 6"	<input type="checkbox"/> 6.5"	<input type="checkbox"/> 7"	<input type="checkbox"/> 7.5"	<input type="checkbox"/> 8"	<input type="checkbox"/> 8.5"	<input type="checkbox"/> 9"	<input type="checkbox"/> 9.5"	<input type="checkbox"/> 10"	<input type="checkbox"/> 10.5"	<input type="checkbox"/> 11"	<input type="checkbox"/> 11.5"	<input type="checkbox"/> 12"	<input type="checkbox"/> 12.5"
	<input type="checkbox"/> 13"															
TWFTR4	<input type="checkbox"/> Angle Adjustable High Mount Footrest.....\$160															
TWFTR27	<input type="checkbox"/> Flip-Back Depth & Angle Adjustable High Mount Footrest (Not available when both 13" - 15" (33-38cm) Seat Width A and Abduction Frame with 2" Outward Flare are ordered.).....\$340															

SEAT TO FOOTREST E RANGES (2" Taper available with 12" - 15" or 13" - 16" Seat Depths B only. Add 1.5" to minimum Seat to Footrest E

Ranges with 2" Taper.)

Seat Depth B	3" Front Wheel		4" Front Wheel		5" Front Wheel	
	Standard Footrest	High Mount Footrest	Standard Footrest	High Mount Footrest	Standard Footrest	High Mount Footrest
8" - 11"	9.0" - 12.0"	5.0" - 8.0"	9.0" - 12.0"	5.0" - 8.0"	N/A	N/A
9" - 12"	10.0" - 13.0"	6.0" - 9.0"	10.0" - 13.0"	6.0" - 9.0"	N/A	N/A
10" - 13"	9.0" - 13.5"	5.0" - 9.5"	9.0" - 13.5"	5.0" - 9.5"	9.0" - 14.0"	5.0" - 10.0"
11" - 14"	10.0" - 14.5"	6.0" - 10.5"	10.0" - 14.5"	7.0" - 11.5"	10.0" - 15.0"	6.0" - 11.0"
12" - 15"	11.0" - 15.0"	7.0" - 11.5"	11.0" - 15.0"	8.0" - 12.5"	11.0" - 15.5"	7.0" - 12.0"
13" - 16"	12.0" - 16.0"	8.0" - 12.5"	12.0" - 16.0"	7.5" - 12.0"	12.0" - 16.5"	8.0" - 13.0"

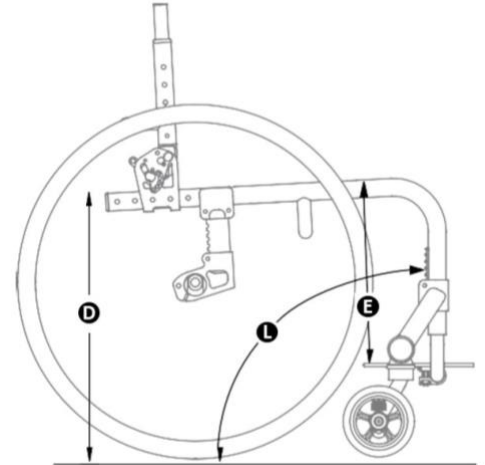
FOOTREST WIDTH I Select one of the following options: No Taper or 2" Taper. Measure from inside of front frame tube to inside of opposite front frame tube.

TWFSW1	<input type="checkbox"/> No Taper (2" Narrower than Seat Width A.).....STD
TWFSW4	<input type="checkbox"/> 2" Taper (4" Narrower than Seat Width A. Available with 12" - 15" or 13" - 16" Seat Depths B only. Add 1.5" to minimum Seat to Footrest E Ranges.).....NCO



FOOTREST WIDTH I (Inside Measurement)

Seat Width A (Outside Measurement)	No Taper (2" Narrower than Seat Width A)	2" Taper (4" narrower than Seat Width A)
8"	6"	N/A
9"	7"	N/A
10"	8"	N/A
11"	9"	N/A
12"	10"	8"
13"	11"	9"
14"	12"	10"
15"	13"	11"



TiLite Twist Canadian Order Form

Effective Jan 2023 (New Items in Red)

ALUMINUM RIGID, GROWABLE FRAME

Page 3 of 6

FRAME MEASUREMENTS

SEAT BACK TYPE/PUSH HANDLES/SEAT BACK HEIGHT F Measure from top of back post to top of seat tube at rear of frame.

SEAT BACK TYPE

TWSB1 ☐ Folding Aluminum Adjustable Height with TiShaft Aluminum Back Release Bar..... **STD**

TWSB11 ☐ Seat Back that Locks when Folded..... **NCO**

PUSH HANDLES

TWSB6 ☐ Integrated Push Handles..... **NCO**

TWSB7 ☐ Integrated Fold-Down Push Handles (Requires Tension Adjustable by Straps Back Upholstery.)..... **\$126**

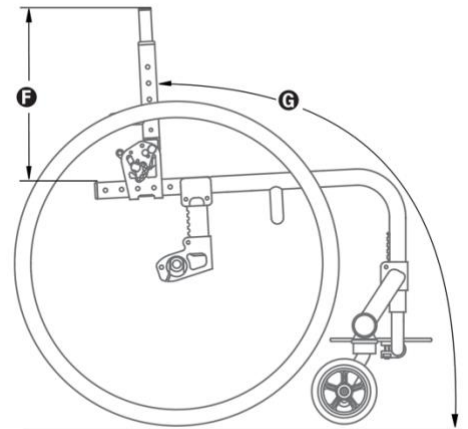
TWSB8 ☐ Bolt-On Push Handles (Requires 12"-14" or 13"-15" Seat Width A range.)..... **\$219**

TWSB9 ☐ Bolt-On Height-Adjustable Push Handles (Requires 12"-14" or 13"-15" Seat Width A range.)..... **\$449**

TWSB20 Bolt-On Center Mount Height-Adjustable Push Handle

☐ Small 9.25" ☐ Standard 14.25" ☐ Tall 19.25"..... **\$203**

TWSB21 ☐ Stroller Handle..... **\$279**



SEAT BACK HEIGHT F (Short Seat Back Height F not available with Flip Back Tubular Armrests.)

Push Handles (Selected Above)	Short	Medium	Tall	Set at: (Use 1/2" increments)
None/Bolt-On/Stroller	<input type="checkbox"/> 8.5"- 11.5"	<input type="checkbox"/> 12"- 16.5"	<input type="checkbox"/> 16.5"- 20.5"	Set at: _____
Integrated	<input type="checkbox"/> 10.5"- 12.5"	<input type="checkbox"/> 13.5"- 16.5"	<input type="checkbox"/> 17.5"- 20.5"	Set at: _____
Integrated Fold-Down	<input type="checkbox"/> 13"- 15.5"	<input type="checkbox"/> 14.5"- 19"	<input type="checkbox"/> 18.5"- 21"	Set at: _____

AVAILABLE ON ALL BACKS

TWSB22 ☐ Height Adjustable Backrest Rigidizer Bar..... **\$170**

SEAT BACK ANGLE G Measure angle from front of back post to floor. 90° will be perpendicular to the floor. To approximate the angle from the back post to the seat, subtract 2 degrees from measurement G for every 1/2" of dump.

TWSBA1 ☐ 80° ☐ 83° ☐ 86° ☐ 89° ☐ 92° ☐ 95° ☐ 98° ☐ 101°..... **NCO**

REAR WHEEL SPACING J Measure from outside of seat back post to inside of rear

tire. 3/4" Rear Wheel Spacing not available with 0° or 2° Camber K.

Not all rear wheel spacing is available with all accessories.

TWRWS1 ☐ .75" ☐ 1" ☐ 1.25" ☐ 1.5" ☐ 1.75" ☐ 2"..... **STD**

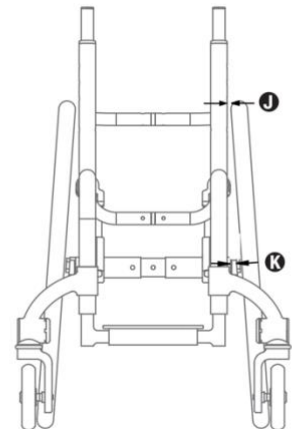
TWCBR12 ☐ Adjustable Rear Wheel Spacing Camber Plugs..... **STD**

TWCBR9 ☐ Additional Spacers to Increase Rear Wheel Spacing..... **NCO**

CAMBER K/CAMBER TUBES

TWCBR1 ☐ 0° ☐ 2° ☐ 4° ☐ 6° ☐ 8° ☐ 12°..... **STD**

TWCBR15 ☐ Aluminum Camber Tube..... **STD**



CUSTOM CONFIGURATION OPTIONS

FRONT WHEELS (See Front Seat Height Ranges Chart on Page 2 for Front Seat Height C limitations.)

TWFW24 ☐ 3"x1.5" LiteSpeed Billet Aluminum Wheel w/Soft Roll Tire ☐ Silver Hub **OR** ☐ Black Hub..... **\$197**

TWFW14 ☐ 4"x.75" Plastic Wheel w/Poly Tire (Not available with Slipstream Fork.)..... **NCO**

TWFW3 ☐ 4"x.75" Light-Up Micro-Caster (Not available with Slipstream Fork.)..... **\$88**

TFFW26 ☐ 4"x1.5" LiteSpeed Plastic Wheel w/Soft Roll Tire..... **\$104**

TWFW27 ☐ 4"x1.5" LiteSpeed Billet Aluminum Wheel w/Soft Roll Tire ☐ Silver Hub **OR** ☐ Black Hub..... **\$208**

TWFW6 ☐ 5"x1" Plastic Wheel w/Poly Tire (Not available with 90° Front Angle L, Slipstream Fork.)..... **NCO**

TWFW28 ☐ 5"x1.5" LiteSpeed Plastic Wheel w/Soft Roll Tire (Not available with 90° Front Angle L.)..... **\$104**

TWFW30 ☐ 5"x1.5" LiteSpeed Billet Aluminum Wheel w/Soft Roll Tire ☐ Silver Hub **OR** ☐ Black Hub
(Not available with 90° Front Angle L.)..... **\$274**

CUSTOM CONFIGURATION OPTIONS

PRECISION LOCK FRONT FORKS

TWFK1 ☐ TiLite Standard Fork..... **STD**

TWFK2 ☐ TiLite Slipstream Single-Sided Fork..... **\$203**

TWGL1 ☐ Glide™ Suspension Fork (Black anodize only. Not available with Heavy Duty Frame.)..... **\$596**

Rider's Weight: ☐ 125 lbs. ☐ 125-180 lbs. ☐ 180-265 lbs.

TWTS1 ☐ Titanium Fork Stem..... **\$66**

TiLite Twist Canadian Order Form

Effective Jan 2023 (New Items in Red)

ALUMINUM RIGID, GROWABLE FRAME

Page 4 of 6

REAR WHEELS (See Rear Seat Height Ranges Chart on Page 2 for Rear Seat Height D limitations.)

TWRW14	TiLite SHADOW™	STD
	<input type="checkbox"/> 18"(400)	
	<input type="checkbox"/> 20"(451)	
	<input type="checkbox"/> 22"(501)	
	<input type="checkbox"/> 24"(540)	
TWRW7	Spinergy® SPOX <input type="checkbox"/> Black <input type="checkbox"/> Red <input type="checkbox"/> Blue <input type="checkbox"/> White <input type="checkbox"/> Orange <input type="checkbox"/> Pink <input type="checkbox"/> Purple <input type="checkbox"/> Green (Orange, Pink, Purple And Green only available in 20" size.)	\$983
	<input type="checkbox"/> 20"(451) - Std. Hub	
	<input type="checkbox"/> 22"(501) - Std. Hub	
	<input type="checkbox"/> 24"(540) - Std. Hub	
TWRW8	Spinergy® LX <input type="checkbox"/> Black <input type="checkbox"/> Red <input type="checkbox"/> Blue <input type="checkbox"/> White <input type="checkbox"/> Bright Orange <input type="checkbox"/> Flamingo Pink <input type="checkbox"/> Purple <input type="checkbox"/> Green	\$1153
	<input type="checkbox"/> 22"(501) - Std. Hub	
	<input type="checkbox"/> 24"(540) - Std. Hub	
TPRW9	Spinergy Design Lab LX Wheels (If same color is selected, anodized hubs and rims match color anodized package on page 1. Available with black spokes only.)	
	<input type="checkbox"/> Gold Anodize <input type="checkbox"/> Green Anodize <input type="checkbox"/> Blue Anodize <input type="checkbox"/> Red Anodize <input type="checkbox"/> Purple Anodize <input type="checkbox"/> Orange Anodize	\$1928
	<input type="checkbox"/> 22"(501) - Std. Hub	
	<input type="checkbox"/> 24"(540) - Std. Hub	
TWRW16	Spinergy® Carbon Blade with 2x2 Twill Weave Carbon Fiber	\$1682
	<input type="checkbox"/> 24"(540)	
TWRW17	X-Core Mag (Not available with Short Tabs, Quad Release Axles, Spoke Guards or Omit Handrims Option. Requires Aluminum Sliver Anodized Handrims)	
	<input type="checkbox"/> 20"(451)	\$116
	<input type="checkbox"/> 22"(501) <input type="checkbox"/> 24"(540)	\$121

AXLES

TWAXL1	<input type="checkbox"/> Stainless Quick Release	STD
TWAXL2	<input type="checkbox"/> Titanium Quick Release	\$318
TWAXL3	<input type="checkbox"/> Quad Release (Not available with Mag Rear Wheels.)	\$187

PNEUMATIC REAR TIRES

TWRTR1	<input type="checkbox"/> Treaded	STD
TWRTR2	<input type="checkbox"/> Airless Inserts (Not available with 18" Rear Wheels.)	\$99
TWRTR4	<input type="checkbox"/> MBL SpeedLite 20"(451), 22"(501), 24"(540)	NCO
TWRTR30	<input type="checkbox"/> 24"(540) Primo Sentinel	\$175
TWRTR8	<input type="checkbox"/> 24"(540) Schwalbe® Marathon Plus Evolution	\$170
TWRTR32	<input type="checkbox"/> 24"(540) Primo C-763 Knobby Tires	\$106

SOLID REAR TIRES

TWRTR22	<input type="checkbox"/> 18"(400), 20"(451), 22"(501) and 24"(540) Primo Express (Not available with Spinergy Carbon Blade Rear Wheels.)	\$121
TWRTR23	<input type="checkbox"/> 24"(540) Primo Active	\$148

HANDRIMS

TWRIM1	<input type="checkbox"/> Aluminum – Silver Anodized	STD
TWRIM21	<input type="checkbox"/> Aluminum – Black Anodized (Not available with 18" (400) Rear Wheels.)	NCO
TWRIM12	<input type="checkbox"/> Titanium – Satin Finish (Not available with 18" (400) 20"(451) or 22"(501) Rear Wheels, or 24"(540) Knobby tires.)	\$536
The Natural-Fit® (Original, Larger Profile) (Not available with 18"(400) or 20"(451) Rear Wheels.)		
TWRIM14	<input type="checkbox"/> Standard Grip (Not available with Short Tabs or Spinergy Carbon Blade Rear Wheels.)	\$454
TWRIM15	<input type="checkbox"/> Super Grip (Not available with Short Tabs or Spinergy Carbon Blade Rear Wheels.)	\$514
TWRIM 16	<input type="checkbox"/> Without Thumb Grip	\$415
The Natural-Fit® LT (Reduced Weight, Smaller Profile) (Not available with 18"(400) or 20"(451) Rear Wheels.)		
TWRIM17	<input type="checkbox"/> Standard Grip (Not available with Short Tabs or Spinergy Carbon Blade Rear Wheels.)	\$546
TWRIM18	<input type="checkbox"/> Super Grip (Not available with Short Tabs or Spinergy Carbon Blade Rear Wheels.)	\$585
TWRIM19	<input type="checkbox"/> Without Thumb Grip	\$503
TWRIM10	<input type="checkbox"/> The Surge (All-In-One Oval with Gription™ Strip, Larger Profile) (Not available with 18"(400) or 20"(451) Rear Wheels.)	\$476
TWRIM11	<input type="checkbox"/> The Surge LT (All-In-One Oval with Gription™ Strip, Smaller Profile) (Not available with 18"(400) or 20"(451) Rear Wheels.)	\$514
TWRIM20	<input type="checkbox"/> Q-Grip (Exclusive High-Friction, Anti-Slip Coating) (Not available with 18"(400), 20"(451) Rear Wheels.)	\$410

Additional Handrim Options

TWRIM5	<input type="checkbox"/> Plastic Coated – Black (Not available with 18" (400) Rear Wheels.)	\$175
TWRIM22	<input type="checkbox"/> Omit Handrims	NCO

CUSTOM CONFIGURATION OPTIONS

Tab Length

TWRIM7	<input type="checkbox"/> Long Tabs	STD
TWRIM8	<input type="checkbox"/> Short Tabs (Not available with Mag Rear Wheels or The Natural-Fit® Handrims with Thumb Grip.)	\$39

TiLite Twist Canadian Order Form

Effective Jan 2023 (New Items in Red)

ALUMINUM RIGID, GROWABLE FRAME

Page 5 of 6

WHEEL LOCKS

TWWLK7	<input type="checkbox"/> Compact Composite <u>Push</u> to Lock (Available with .75" to 1.5" Rear Wheel Spacing J only.)	NCO
TWWLK8	<input type="checkbox"/> Compact Composite <u>Pull</u> to Lock (Available with .75" to 1.5" Rear Wheel Spacing J only.)	NCO
TWWLK10	<input type="checkbox"/> Extension Handles for Composite Push/Pull to Lock	\$94

Additional Wheel Locks

TWLK11	<input type="checkbox"/> MBL Composite Scissor Lock	\$225
TWWLK3	Uni-Lock Set At: <input type="checkbox"/> Push OR <input type="checkbox"/> Pull	\$181
TWWLK4	<input type="checkbox"/> Extension Handles for Uni-Lock	\$94

BACK UPHOLSTERY

TWBUP2	<input type="checkbox"/> Velcro Adjustable (Not available with Fold-Down Push Handles.)	STD
	Tension Adjustable by Straps (Required with Fold-Down Push Handles.)	
TWBUP3	<input type="checkbox"/> Padded Nylon	\$454
TWBUP5	<input type="checkbox"/> AIR Breathable Upholstery (Not available with Ultrasuede or NiteLite Backrest Stripe.)	\$437
TWUPC3	Ultrasuede Backrest Stripe <input type="checkbox"/> Black <input type="checkbox"/> Sapphire <input type="checkbox"/> Red Pepper <input type="checkbox"/> Burnt Orange <input type="checkbox"/> Ultraviolet <input type="checkbox"/> NiteLite Reflective	
	(Not available with AIR Breathable Back Upholstery.)	\$116
TWBUP0	<input type="checkbox"/> OmitBack Upholstery	NCO

SEAT UPHOLSTERY

TWSUP1	<input type="checkbox"/> Tension Adjustable Bolt On (Black only.)	STD
TWSUP0	<input type="checkbox"/> OmitSeat Upholstery	NCO

SEAT CUSHION (Want more seating options? [Click here](#) to view the new TiLite Seating Order Form.)

TWCSH2	<input type="checkbox"/> Comfort Curve Cushion (Stretch-Air cover)	\$150
TWCSH23	<input type="checkbox"/> Comfort Embrace Zero Elevation Cushion (Comfort-Tek cover)	\$522
TWCSH11	<input type="checkbox"/> ROHO® LOW PROFILE® Single Compartment Cushion	\$711

SIDE GUARDS

Aluminum

TWSDG2	<input type="checkbox"/> Rigid Removable <input type="checkbox"/> Extra Small OR <input type="checkbox"/> Small OR <input type="checkbox"/> Std	\$318
TWSDG3	<input type="checkbox"/> Quad Removable w/Hole <input type="checkbox"/> Small OR <input type="checkbox"/> Std	\$345

2x2 Twill Weave Carbon Fiber

TWSDG7	<input type="checkbox"/> Rigid Removable <input type="checkbox"/> Small OR <input type="checkbox"/> Std	\$372
TWSDG8	<input type="checkbox"/> Quad Removable w/Hole <input type="checkbox"/> Small OR <input type="checkbox"/> Std	\$410
TWSDG12	<input type="checkbox"/> NEW Fendered Removable	\$650

Available on Aluminum and Carbon Fiber Non-Fendered Side Guards

TWSDG13	<input type="checkbox"/> Side Guards Custom Cut to Profile of Rear Wheels	\$345
---------	---	-------

☐ **Custom Offset Profiled Sideguards (Removable or Fold-Down) CMD 007.** Please specify desired offset to nearest $\pm\frac{1}{2}$ " (e.g., ± 0.50 ") and sideguard type (rigid or fold-down) in the Notes section of the order form. Sideguard material must be selected. Some limitations may apply.

ARMRESTS (Desk Arms come with built-in Side Guards.)

TWARM1	<input type="checkbox"/> Swing Away Tubular	\$284
TWARM4	<input type="checkbox"/> Flip Back Tubular (Not available with Short Seat Back Height or Velcro Adjustable Back Upholstery F.)	\$345
TWARM2	<input type="checkbox"/> Removable Height Adjustable Pediatric Desk Arm with Rigid Side Guard (Requires 10" minimum Seat Depth B.)	\$394
	<input type="checkbox"/> Standard Length Pad (10")	

Available Armrest Option

TWARM5	<input type="checkbox"/> Covered in Black Ultrasuede (Not available with Desk Arms)	\$126
--------	---	-------

UPPER BODY POSITIONING

TWUBP1	<input type="checkbox"/> Bodypoint® PivotFit™ Dynamic shoulder harness with cam buckle mounts, rear-pull	\$296
	<input type="checkbox"/> Extra Small <input type="checkbox"/> Small	

PELVIC POSITIONING BELTS

TWBLT1	<input type="checkbox"/> Velcro Adjustable, black nylon webbing seat belt	\$61
TWBLT8	<input type="checkbox"/> Q'Strain® WC-19 Wheelchair-Anchored Pelvic Belt (Recommended for use with Transit Tie Down..)	\$219
TWBLT30	<input type="checkbox"/> Bodypoint® 1" wide two-point padded hip belt with swivel buckle	\$187
TWBLT16	<input type="checkbox"/> Bodypoint® 1" wide Evoflex® belt with small push-button buckle	\$263
TWBLT10	<input type="checkbox"/> Bodypoint® Optional Band Clamp Mounting Hardware	\$22

CALF STRAP

TWCLF2	Velcro Adjustable	\$50
	<input type="checkbox"/> Small (Recommended for 9"- 12" Footrest Widths.)	
	<input type="checkbox"/> Medium (Recommended for 11"- 15" Footrest Widths.)	
TWCLF3	Bodypoint® Padded Velcro Adjustable	\$88
	<input type="checkbox"/> Medium (Recommended for 12"- 15" Footrest Widths.)	
TWCLF1	<input type="checkbox"/> Buckle Adjustable, Black Nylon Webbing	\$34

TiLite Twist Canadian Order Form

Effective Jan 2023 (New Items in Red)

ALUMINUM RIGID, GROWABLE FRAME

Page 6 of 6

CUSTOM CONFIGURATION OPTIONS

TWCLF15 Bodypoint® Ankle Huggers
☐ Xtra Small
☐ Small.....\$318

RESIDUAL LIMB SUPPORT

TWRSL1 ☐ Residual Limb Support ☐ Left **OR** ☐ Right (8" width x 10" length).....\$563
TWRSL2 ☐ Residual Limb Support Pair (8" width x 10" length).....\$1126

BACKPACK

TWBCK3 ☐ Permobil Medical Necessities Backpack.....\$104

SEAT POUCH

TWPCH3 ☐ Permobil Medical Necessities Seat Pouch.....\$66

SPOKE GUARDS

TWGRD1 ☐ Clear with TiMotion Logo (Not available with Mag Rear Wheels or 18" Rear Wheels.).....\$148

ANTI-TIPS

TWTIP1 ☐ Rear Aluminum - Black (Seat Widths A of 8" to 10", 9" to 11" or 10" to 12" will ship with the Center Mount Single Non-Swivel Caster (TWTIP6) at no additional cost when Black Aluminum (TWTIP1) is selected.).....\$214
TWTIP2 ☐ User Friendly Flip-up (Requires 12" to 14" or 13" to 15" Seat Widths A range.).....\$394
TWTIP5 ☐ Center Mount Swivel Caster Anti-Tip.....\$279
TWTIP6 ☐ Center Mount Non-Swivel Caster Anti-Tip.....\$279

ACCESSORIES

TWUEST1 Upper Extremity Support Tray ☐ 12" to 14" **OR** ☐ 13" to 15" Seat Widths A (Requires Armrests.).....\$318
TWMPCT2 Neoprene Impact Guards with Ultrasuede Stripe ☐ Black.....\$116
TWCH1 ☐ Crutch Holder.....\$160

GENERAL

More options and frame modifications may be available through our Creative Mobility Division! Please contact customer service for details or [click here](#) to view options.

Permobil manufactures TiLite manual wheelchairs in a wide variety of configurations to meet the varied needs of wheelchair users. The final selection of a particular model, its options and accessories, and its measurements rests solely with the wheelchair user and advising healthcare professional. These wheelchairs must be fitted by a qualified healthcare professional. HCPCS Codes are for reference purposes only. Actual coding and coverage varies by payer. Proper HCPCS coding is not a guarantee of payment. Please verify the appropriate payer's coverage policy.

Get the latest order forms at permobil.com. Prices, standard features, options and accessories are subject to change without notice. All rights reserved. Trademarks are identified by symbols™ and ®. TiLite, TiFit, the TiLite logo, Ti, the Ti logo, and TiShaft are registered trademarks of TiSport, LLC and are licensed to Permobil. Permobil® is a registered trademark of Permobil. Adobe®, Acrobat®, Acrobat Professional® and Reader® are registered trademarks of Adobe Systems Inc. Bodypoint® is a registered trademark of Bodypoint Inc. Kenda® is a registered trademark of Kenda Rubber Industrial Co. Ltd. ROHO®, AGILITY®, Low Profile® and Quadro Select® are registered trademarks of ROHO Inc. Schwalbe® is a registered trademark of Ralf Bohle GmbH. The Natural-Fit® and Out-Front® are registered trademarks of Three Rivers Holdings, LLC. The ACTA-BACK®, ACTA-EMBRACE™, COMFORT-TEK™, COMPASS®, CURVE®, ELEMENTS®, and STRETCH AIR™ are registered trademarks of THE COMFORT COMPANY® and are licensed to Permobil. Q'Straint® is a registered trademark of Q'Straint Inc.

NOTES

QUOTE THIS CHAIR

If you are using Adobe Acrobat, this order form may be converted into a quote request or into an order by clicking one of the buttons (this feature is available exclusively to Permobil dealers and distributors). A Quote or an Order Confirmation will be sent to you within 24 hours.

ORDER THIS CHAIR